



## Arizona Exports to Mexico

Arizona exported \$1,870,535,375 to Mexico in 2020 Q3



Source: U.S. Census Bureau via USA Trade Online • Get the data • Created with Datawrapper

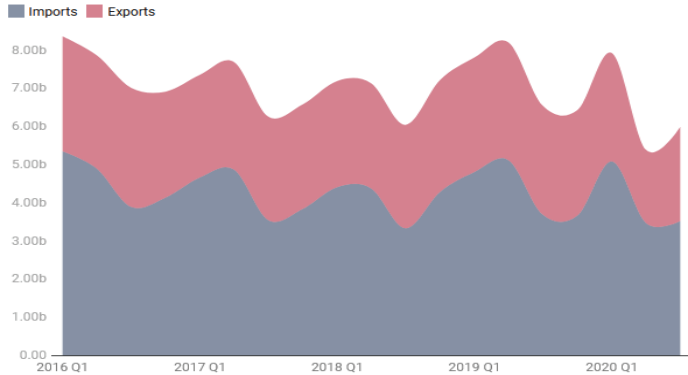
Arizona exports to Mexico have declined over the previous year for four consecutive quarters. The COVID-19 pandemic continued to disrupt Arizona's exports to Mexico in the third quarter of 2020, although only a single-digit drop.

# AZ EXPORTS TO MEXICO

**\$1.9 billion** in 2020 Q3,  
down **8.4%** from 2019 Q3

## Total U.S. Trade through Arizona BPOE

\$5,987,874,762 Imports + Exports in 2020 Q3



Source: U.S. Census Bureau via USA Trade Online • Get the data • Created with Datawrapper

Commodities flowing via Arizona BPOE are still down Y/Y, largely attributed to the COVID-19 pandemic; however, there was a marked recovery in the third quarter.

# Total U.S. trade TO/FROM MEXICO VIA AZ BPOE

**\$6.0 billion** total goods crossing the border in 2020 Q3  
down **8.5%** from 2019 Q3

## Fresh Produce Imports via Arizona BPOE

\$298,512,701 in fresh produce imports in 2020 Q3



Source: U.S. Census Bureau via USA Trade Online • Get the data • Created with Datawrapper

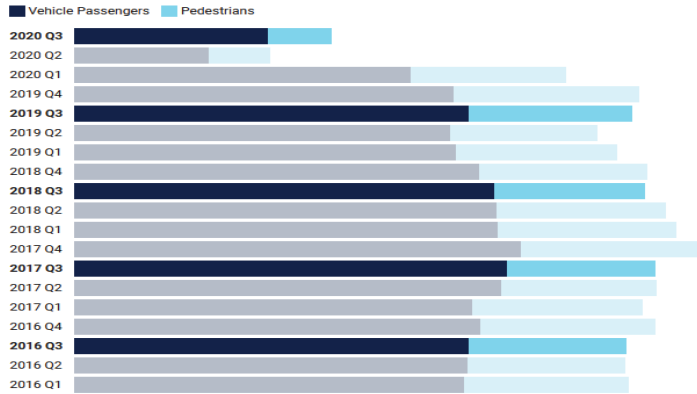
U.S. fresh produce imports from Mexico via Arizona BPOE experience seasonal fluctuations that appear volatile. Annual fresh produce trade volume remains relatively consistent and mostly unaffected by the COVID-19 pandemic.

# FRESH PRODUCE VIA AZ BPOE

**\$298.5 million** total produce imports in 2020 Q3  
up **14.7%** from 2019 Q3

### Persons Crossing Arizona Border (Northbound)

2,737,910 total people crossings in 2020 Q3



Source: Bureau of Transportation Statistics - Get the data - Created with Datawrapper

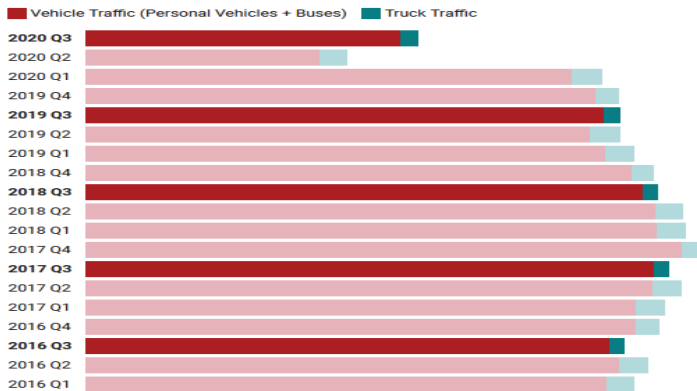
**2.7 million**  
PERSONS **CROSSING AZ**  
**BORDER** NORTHBOUND

in 2020 Q3  
down **53.9%** from 2019 Q3

Persons crossing the Arizona-Mexico border reached a significant low in April 2020, due to travel restrictions related to the COVID-19 pandemic. Despite marginal improvements each month, 2020 Q3 people crossings were less than half of 2019 Q3.

### Vehicles Crossing Arizona Border (Northbound)

1,385,888 total vehicle crossings in 2020 Q3



Source: Bureau of Transportation Statistics - Get the data - Created with Datawrapper

**1.4 million**  
VEHICLES **CROSSING AZ**  
**BORDER** NORTHBOUND

in 2020 Q3  
down **37.8%** from 2019 Q3

Personal vehicle and bus border crossings are down significantly due to travel restrictions related to the COVID-19 pandemic. However, commercial truck traffic remains resilient and is consistent in year-over-year analysis.

### Peso/\$US Exchange Rate

Average 22.09 pesos/\$US in 2020 Q3



Source: FRED Economic Data | St. Louis Fed - Get the data - Created with Datawrapper

**22.09** pesos/\$US  
**EXCHANGE RATE**

average in 2020 Q3  
which translates into a  
**12.05%** decrease in the peso's value  
from 2019 Q3

The peso increased its value in third quarter 2020 after a sharp devaluation in the previous quarter.