



Arizona Exports to Mexico

Arizona exported \$2,043,173,796 to Mexico in 2019 Q3



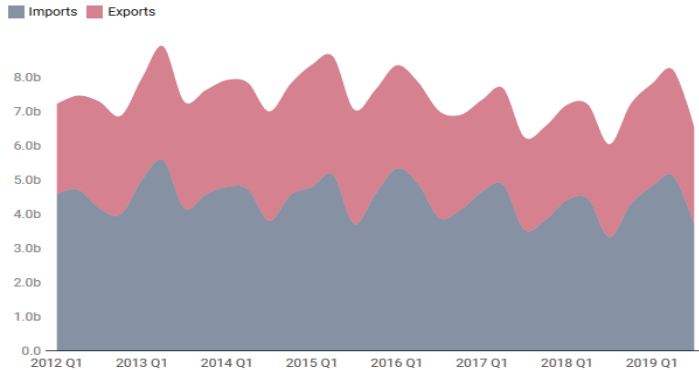
Source: U.S. Census Bureau via USA Trade Online • Get the data

While still below peak levels reached in 2015-2016, Arizona exports to Mexico have continued Y/Y gains throughout 2019.

**AZ EXPORTS
TO MEXICO**
\$2.0 billion in 2019 Q3,
 up **9.7%** from 2018 Q3

Total U.S. Trade through Arizona BPOE

\$6,547,721,115 Imports + Exports in 2019 Q3



Source: U.S. Census Bureau via USA Trade Online • Get the data

Commodities flowing via Arizona BPOE are approaching 2013 highs, reversing a downward trend since 2014.

**Total U.S. trade
TO/FROM MEXICO
VIA AZ BPOE**
\$6.5 billion total goods
 crossing the border in 2019 Q3
 up **8.3%** from 2018 Q3

Fresh Produce Imports via Arizona BPOE

\$260,157,254 in fresh produce imports in 2019 Q3



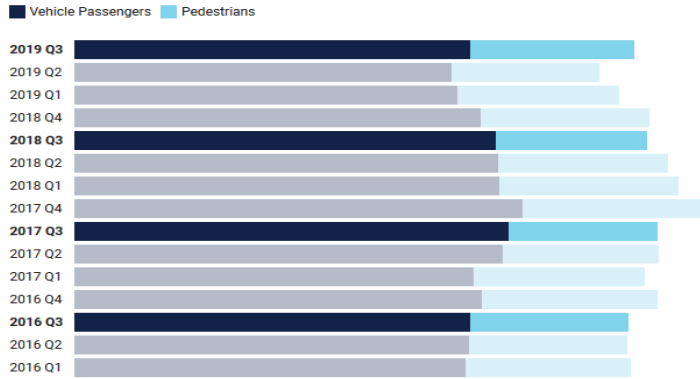
Source: U.S. Census Bureau via USA Trade Online • Get the data

U.S. fresh produce imports from Mexico via Arizona BPOE experience seasonal fluctuations that appear volatile. Annual fresh produce trade volume remains relatively consistent, and had the highest Q3 volume in 4 years.

**FRESH PRODUCE
VIA AZ BPOE**
\$260.2 million total produce
 imports in 2019 Q3
 up **41.0%** from 2018 Q3

Persons Crossing Arizona Border (Northbound)

5,937,528 total people crossings in 2019 Q3



Source: Bureau of Transportation Statistics - Get the data

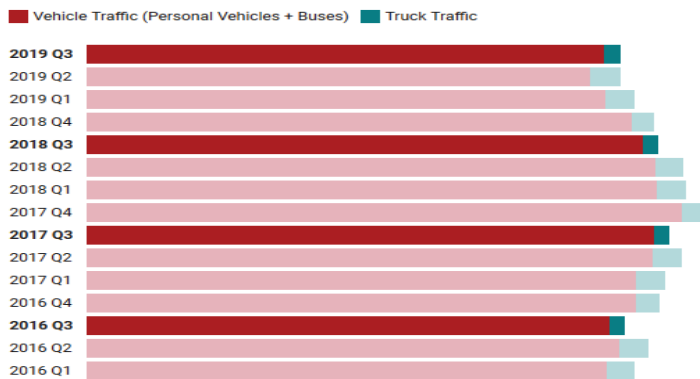
Recent declines in persons crossing the Arizona-Mexico border reversed the long upward trend since 2012, likely due to increasingly longer wait times at the U.S.-Mexico border, the declining value of the peso, and online shopping increases.

5.9 million
PERSONS **CROSSING AZ**
BORDER NORTHBOUND

in 2019 Q3
down **2.3%** from 2018 Q3

Vehicles Crossing Arizona Border (Northbound)

2,227,949 total vehicle crossings in 2019 Q3



Source: Bureau of Transportation Statistics - Get the data

Vehicle border crossings are down since the last half of 2017, ending a steady increase since 2012. However, commercial truck traffic remains consistent in year-over-year analysis.

2.2 million
VEHICLES **CROSSING AZ**
BORDER NORTHBOUND

in 2019 Q3
down **6.6%** from 2018 Q3

Peso/\$US Exchange Rate

Average 19.43 pesos/\$US in 2019 Q3



Source: FRED Economic Data | St. Louis Fed - Get the data

This quarter is the first decrease in the peso's value since the beginning of the Obrador Administration in December 2018.

19.43 pesos/\$US
EXCHANGE RATE

average in 2019 Q3
which translates into a
2.4% decrease in the peso's value
from 2018 Q3