



Arizona Exports to Mexico

Arizona exported \$1,924,051,579 to Mexico in 2021 Q3



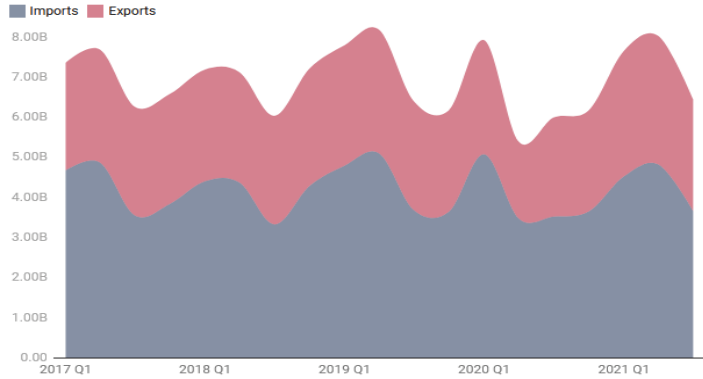
Source: U.S. Census Bureau via USA Trade Online • Get the data • Created with Datawrapper

Arizona exports to Mexico increased year-over-year for three consecutive quarters.

**AZ EXPORTS
TO MEXICO**
\$1.9 billion in 2021 Q3,
 up **2.8%** from 2020 Q3

Total U.S. Trade through Arizona BPOE

\$6,448,051,543 Imports + Exports in 2021 Q3



Source: U.S. Census Bureau via USA Trade Online • Get the data • Created with Datawrapper

Commodities flowing via Arizona BPOE were more than the same quarter 2020, but slightly fewer imports than Q3 2019.

**Total U.S. trade
TO/FROM MEXICO
VIA AZ BPOE**
\$6.4 billion total goods
 crossing the border in 2021 Q3
 up **7.7%** from 2020 Q3

Fresh Produce Imports via Arizona BPOE

\$325,151,646 in fresh produce imports in 2021 Q3



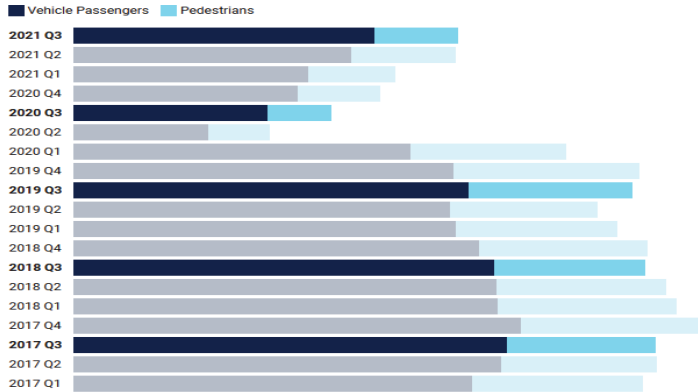
Source: U.S. Census Bureau via USA Trade Online • Get the data • Created with Datawrapper

U.S. fresh produce imports from Mexico via Arizona BPOE experience large seasonal fluctuations. July, August, and September 2021 had the largest monthly volume of fresh produce imports ever (for each month), while third quarter 2021 was the highest third quarter ever.

**FRESH PRODUCE
VIA AZ BPOE**
\$325 million total produce imports
 in 2021 Q3
 up **8.9%** from 2020 Q3

Persons Crossing Arizona Border (Northbound)

4,095,383 total people crossings in 2021 Q3



Source: Bureau of Transportation Statistics - Get the data - Created with Datawrapper

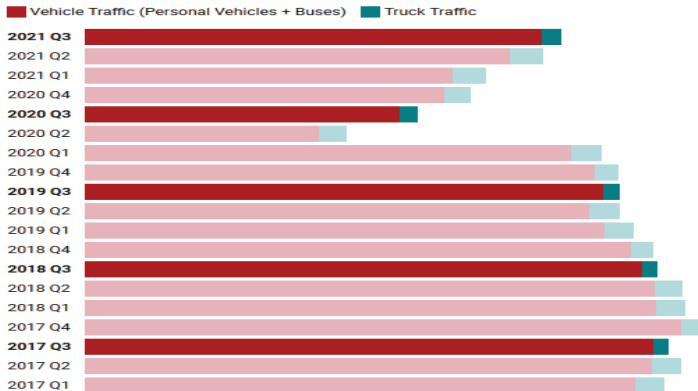
Persons crossing the Arizona-Mexico border reached a significant low in April 2020, due to travel restrictions related to the COVID-19 pandemic. Border crossings continue to trend up, although still down from pre-COVID levels.

4.1 million
PERSONS **CROSSING AZ**
BORDER NORTHBOUND

in 2021 Q3
up **49.6%** from 2020 Q3

Vehicles Crossing Arizona Border (Northbound)

1,983,488 total vehicle crossings in 2021 Q3



Source: Bureau of Transportation Statistics - Get the data - Created with Datawrapper

Personal vehicle and bus border crossings continue to recover from the COVID-19 pandemic. Commercial truck traffic remains resilient and was up 5.0% over the year.

2.0 million
VEHICLES **CROSSING AZ**
BORDER NORTHBOUND

in 2021 Q3
up **43.1%** from 2020 Q3

Peso/\$US Exchange Rate

Average 20.03 pesos/\$US in 2021 Q3



Source: FRED Economic Data | St. Louis Fed - Get the data - Created with Datawrapper

After a roller coaster ride in 2020, the peso appears to have reached a stable level.

20.03 pesos/\$US
EXCHANGE RATE

average in 2021 Q3
which translates into a
10.2% increase in the peso's value
from 2020 Q3