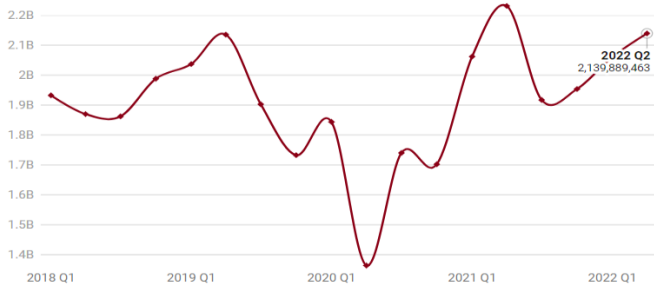


Arizona Exports to Mexico

Arizona exported \$2,139,889,463 to Mexico in 2022 Q2



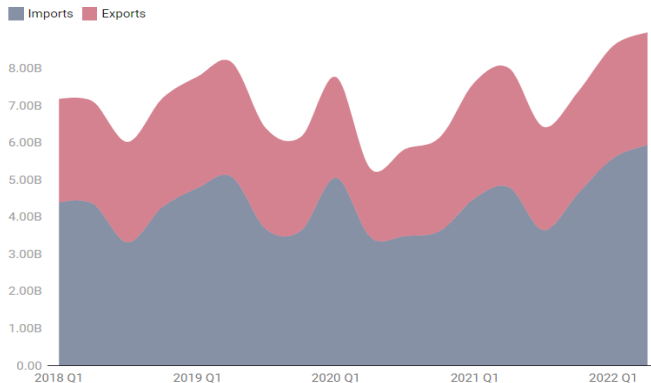
Source: U.S. Census Bureau via USA Trade Online • Get the data • Created with Datawrapper

AZ EXPORTS TO MEXICO
\$2.1 billion in 2022 Q2
down **4.1%** from 2021 Q2

Arizona commodity exports to Mexico have increased for three consecutive quarters and are well above their pre-pandemic level.

Total U.S. Trade through Arizona BPOE

\$8,977,013,909 Imports + Exports in 2022 Q2



Source: U.S. Census Bureau via USA Trade Online • Get the data • Created with Datawrapper

U.S. TRADE TO/FROM MEXICO VIA AZ BPOE
\$9.0 billion in 2022 Q2
up **12.0%** from 2021 Q2

Total trade flows (exports + imports) through Arizona border ports are well above pre-pandemic levels.

Fresh Produce Imports via Arizona BPOE

\$1,618,828,671 in fresh produce imports in 2022 Q2



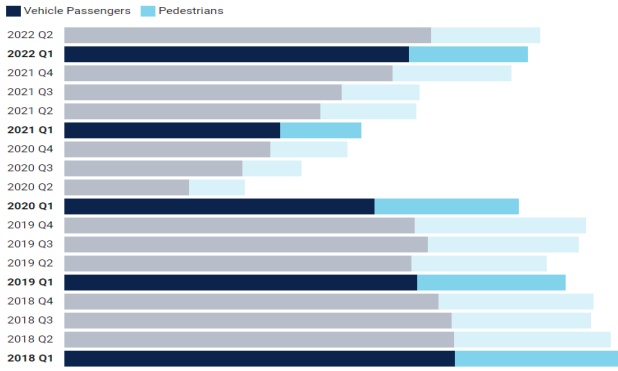
Source: U.S. Census Bureau via USA Trade Online • Get the data • Created with Datawrapper

FRESH PRODUCE VIA AZ BPOE
\$1.6 billion in 2022 Q2
up **6.9%** from 2021 Q2

U.S. imports of fresh produce through Arizona ports exhibit strong seasonality, with highs in the winter and spring.

Persons Crossing Arizona Border (Northbound)

5,485,380 total people crossings in 2022 Q2



Source: Bureau of Transportation Statistics • Get the data • Created with Datawrapper

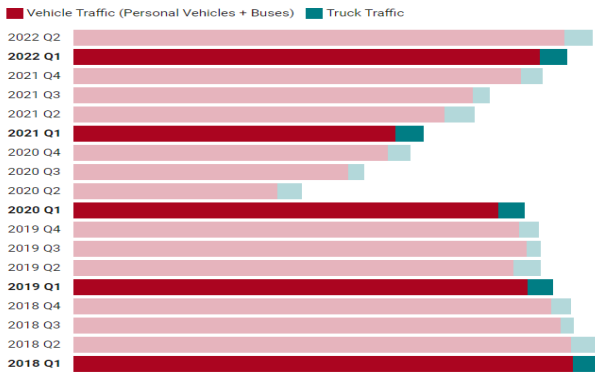
5.5 million
PERSONS CROSSING AZ
BORDER NORTHBOUND

in 2022 Q2
up **35.0%** from 2021 Q2

Persons crossing the Arizona-Mexico border through Arizona BPOE reached a significant low in April 2020, due to travel restrictions related to the pandemic. While travel has increased significantly, it is still not back to pre-pandemic levels.

Vehicles Crossing Arizona Border (Northbound)

2,475,144 total vehicle crossings in 2022 Q2



Source: Bureau of Transportation Statistics • Get the data • Created with Datawrapper

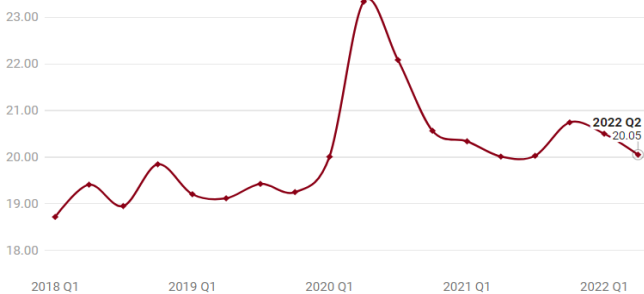
2.5 million
VEHICLES CROSSING AZ
BORDER NORTHBOUND

in 2022 Q2
up **29.5%** from 2021 Q2

Personal vehicle and bus border crossings recovered gradually from the pandemic shock. Commercial truck traffic rebounded very rapidly.

Peso/\$US Exchange Rate

Average 20.05 pesos/\$US in 2022 Q2



Source: FRED Economic Data | St. Louis Fed • Get the data • Created with Datawrapper

20.05 PESOS/\$US
EXCHANGE RATE

average in 2022 Q2
which translates into a
0.2% decrease in the peso's value from
2021 Q2

The peso has strengthened modestly against the U.S. dollar so far this year.