



Arizona Exports to Mexico

Arizona exported \$2,232,904,983 to Mexico in 2021 Q2



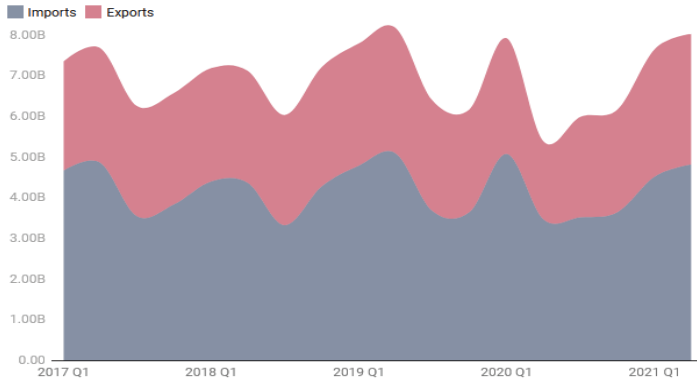
Source: U.S. Census Bureau via USA Trade Online • Get the data • Created with Datavrapper

Arizona exports to Mexico increased in two consecutive quarters for the first time since late 2019. Exports to Mexico reached their highest level since mid-2019 in the second quarter of 2021.

**AZ EXPORTS
TO MEXICO**
\$2.2 billion in 2021 Q2,
up **55.4%** from 2020 Q2

Total U.S. Trade through Arizona BPOE

\$8,020,557,022 Imports + Exports in 2021 Q2



Source: U.S. Census Bureau via USA Trade Online • Get the data • Created with Datavrapper

Commodities flowing via Arizona BPOE increased for the first time since 2019, with exports in second quarter 2021 higher than beginning of 2020.

**Total U.S. trade
TO/FROM MEXICO
VIA AZ BPOE**
\$8.0 billion total goods
crossing the border in 2021 Q2
up **49.0%** from 2020 Q2

Fresh Produce Imports via Arizona BPOE

\$1,513,701,406 in fresh produce imports in 2021 Q2



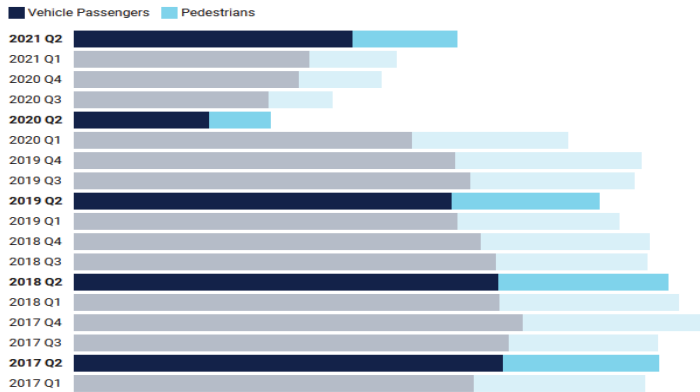
Source: U.S. Census Bureau via USA Trade Online • Get the data • Created with Datavrapper

U.S. fresh produce imports from Mexico via Arizona BPOE experience large seasonal fluctuations. May 2021 had the largest monthly volume of fresh produce imports ever, while second quarter 2021 had the largest quarterly volume ever.

**FRESH PRODUCE
VIA AZ BPOE**
\$1.5 billion total produce imports in
2021 Q2
up **8.5%** from 2020 Q2

Persons Crossing Arizona Border (Northbound)

4,064,496 total people crossings in 2021 Q2



Source: Bureau of Transportation Statistics - Get the data - Created with Datawrapper

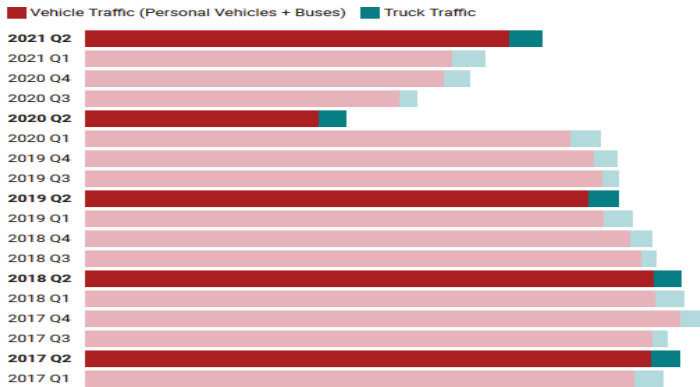
Persons crossing the Arizona-Mexico border reached a significant low in April 2020, due to travel restrictions related to the COVID-19 pandemic. Border crossings continue to trend up, with the largest year over year increase yet in second quarter 2021.

4.1 million
PERSONS **CROSSING AZ**
BORDER NORTHBOUND

in 2021 Q2
up **95.2%** from 2020 Q2

Vehicles Crossing Arizona Border (Northbound)

1,910,849 total vehicle crossings in 2021 Q2



Source: Bureau of Transportation Statistics - Get the data - Created with Datawrapper

Personal vehicle and bus border crossings increased year over year for the first time since the COVID-19 pandemic. Commercial truck traffic remains resilient and was up 22.2% over the year.

1.9 million
VEHICLES **CROSSING AZ**
BORDER NORTHBOUND

in 2021 Q2
up **75.4%** from 2020 Q2

Peso/\$US Exchange Rate

Average 20.01 pesos/\$US in 2021 Q2



Source: FRED Economic Data | St. Louis Fed - Get the data - Created with Datawrapper

After a roller coaster ride in 2020, the peso appears to be recovering close to its 2019 level.

20.01 pesos/\$US
EXCHANGE RATE

average in 2021 Q1
which translates into a
16.5% increase in the peso's value
from 2020 Q2