



### Arizona Exports to Mexico

Arizona exported \$2,118,116,871 to Mexico in 2023 Q1



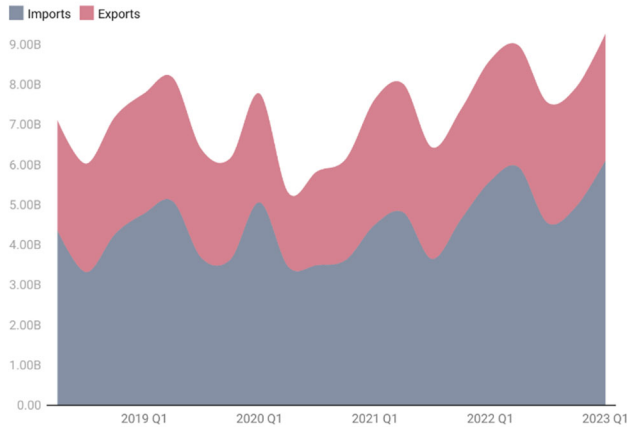
Source: U.S. Census Bureau via USA Trade Online • Created with Datawrapper

**AZ EXPORTS  
TO MEXICO**  
**\$2.1 billion** in 2023 Q1  
 up **2.8%** from 2022 Q1

Arizona commodity exports to Mexico decreased again in the first quarter but remain above their pre-pandemic levels.

### Total U.S. Trade Through Arizona BPOE

\$9,270,911,103 Imports + Exports in 2023 Q1



Source: U.S. Census Bureau via USA Trade Online • Created with Datawrapper

**U.S. TRADE  
TO/FROM MEXICO  
VIA AZ BPOE**  
**\$9.3 billion** in 2023 Q1  
 up **7.5%** from 2022 Q1

Total trade flows (exports + imports) through Arizona border ports are well above pre-pandemic levels.

### Fresh Produce Imports via Arizona BPOE

\$1,463,962,251 in fresh produce imports in 2023 Q1



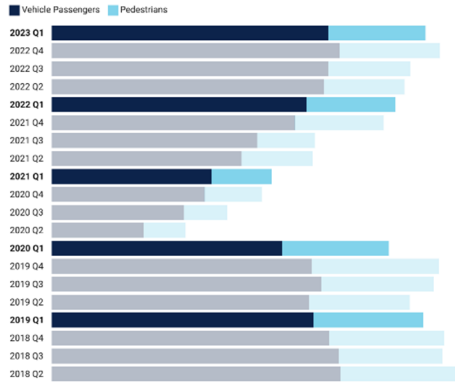
Source: U.S. Census Bureau via USA Trade Online • Created with Datawrapper

**FRESH PRODUCE  
VIA AZ BPOE**  
**\$1.5 billion** in 2023 Q1  
 up **21.6%** from 2022 Q1

U.S. imports of fresh produce through Arizona ports exhibit strong seasonality, with highs in the winter and spring.

**Persons Crossing Arizona Border (Northbound)**

5,811,633 total people crossings in 2023 Q1



Source: Bureau of Transportation Statistics - Created with Datawrapper

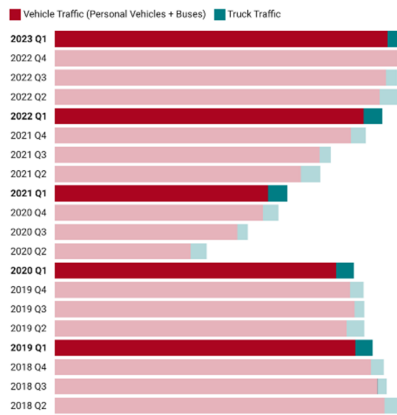
Persons crossing the Arizona-Mexico border through Arizona BPOE reached a significant low in April 2020, due to travel restrictions related to the pandemic. Travel has recovered to pre-pandemic levels.

**5.8 million**  
**PERSONS CROSSING AZ**  
**BORDER NORTHBOUND**

in 2023 Q1  
up **8.6%** from 2022 Q1

**Vehicles Crossing Arizona Border (Northbound)**

2,529,015 total vehicle crossings in 2023 Q1



Source: Bureau of Transportation Statistics - Created with Datawrapper

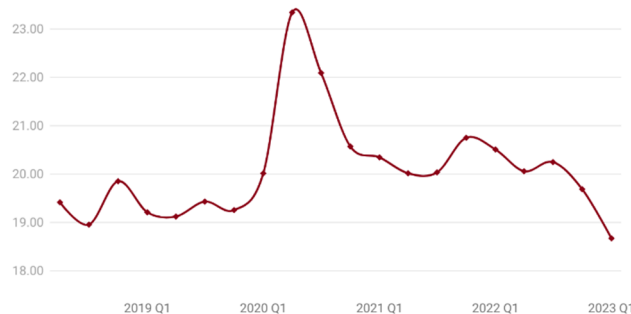
Personal vehicle and bus border crossings recovered gradually from the pandemic shock. Commercial truck traffic rebounded very rapidly.

**2.5 million**  
**VEHICLES CROSSING AZ**  
**BORDER NORTHBOUND**

in 2023 Q1  
up **7.5%** from 2022 Q1

**Peso/\$US Exchange Rate**

Average 18.67 pesos/\$US in 2023 Q1



Source: FRED Economic Data | St. Louis Fed - Created with Datawrapper

**18.67** PESOS/\$US  
**EXCHANGE RATE**

average in 2023 Q1  
which translates into a  
**9.8%** increase in the peso's value from  
2022 Q1

The peso strengthened significantly against the U.S. dollar in Q1 2023.