



Arizona Exports to Mexico

Arizona exported \$1,958,187,644 to Mexico in 2021 Q4



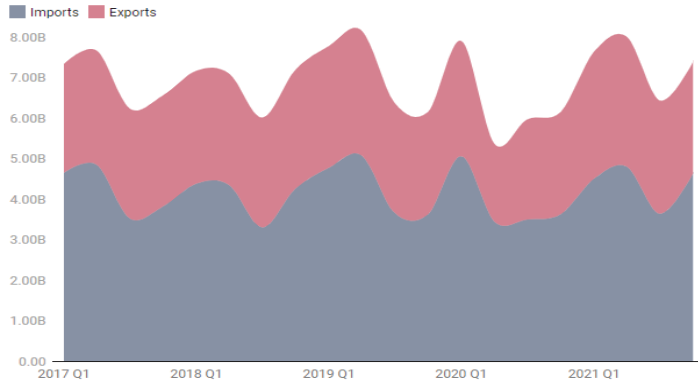
Source: U.S. Census Bureau via USA Trade Online • Get the data • Created with Datawrapper

Arizona exports to Mexico increased year-over-year for four consecutive quarters.

**AZ EXPORTS
TO MEXICO**
\$2.0 billion in 2021 Q4,
 up **15.3%** from 2020 Q4

Total U.S. Trade through Arizona BPOE

\$7,402,983,938 Imports + Exports in 2021 Q4



Source: U.S. Census Bureau via USA Trade Online • Get the data • Created with Datawrapper

Commodities flowing via Arizona BPOE were more than the same quarter 2019, signaling recovery from the COVID-19 pandemic.

**Total U.S. trade
TO/FROM MEXICO
VIA AZ BPOE**
\$7.4 billion total goods
 crossing the border in 2021 Q4
 up **20.1%** from 2020 Q4

Fresh Produce Imports via Arizona BPOE

\$736,371,691 in fresh produce imports in 2021 Q4



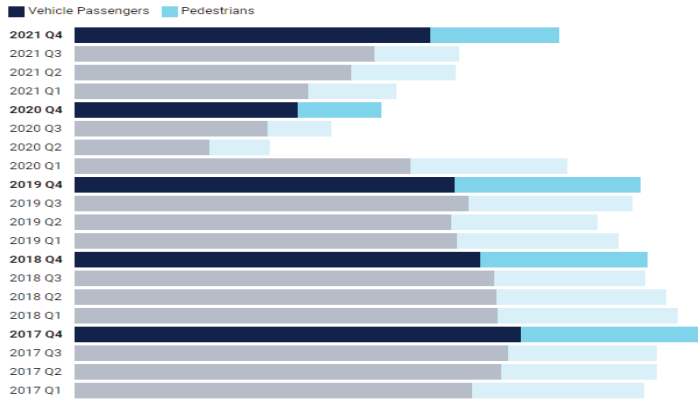
Source: U.S. Census Bureau via USA Trade Online • Get the data • Created with Datawrapper

U.S. fresh produce imports from Mexico via Arizona BPOE experience large seasonal fluctuations. Fourth quarter 2021 was the highest fourth quarter ever.

**FRESH PRODUCE
VIA AZ BPOE**
\$736 million total produce imports
 in 2021 Q4
 up **2.5%** from 2020 Q4

Persons Crossing Arizona Border (Northbound)

5,159,069 total people crossings in 2021 Q4



Source: Bureau of Transportation Statistics - Get the data - Created with Datawrapper

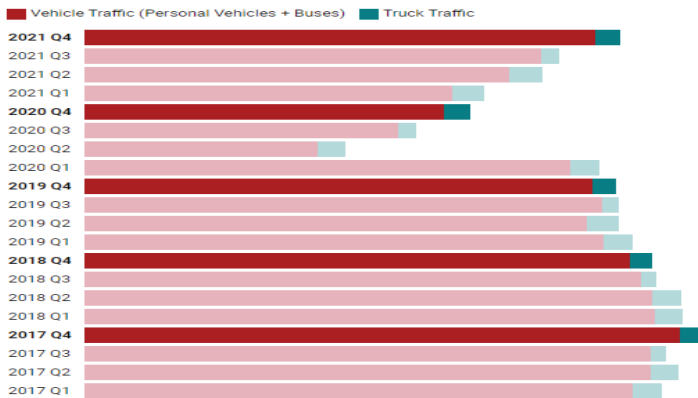
Persons crossing the Arizona-Mexico border reached a significant low in April 2020, due to travel restrictions related to the COVID-19 pandemic. Border crossings continue to trend up, although still down from pre-COVID levels.

5.2 million
PERSONS **CROSSING AZ**
BORDER NORTHBOUND

in 2021 Q4
up **58.0%** from 2020 Q4

Vehicles Crossing Arizona Border (Northbound)

2,238,074 total vehicle crossings in 2021 Q4



Source: Bureau of Transportation Statistics - Get the data - Created with Datawrapper

Personal vehicle and bus border crossings continue to recover from the COVID-19 pandemic, with Q4 2021 vehicle crossings exceeding Q4 2019. Commercial truck traffic remains steady.

2.2 million
VEHICLES **CROSSING AZ**
BORDER NORTHBOUND

in 2021 Q4
up **39.3%** from 2020 Q4

Peso/\$US Exchange Rate

Average 20.75 pesos/\$US in 2021 Q4



Source: FRED Economic Data | St. Louis Fed - Get the data - Created with Datawrapper

The peso marginally lost value in the fourth quarter of 2021.

20.75 pesos/\$US
EXCHANGE RATE

average in 2021 Q4
which translates into a
0.9% decrease in the peso's value
from 2020 Q4