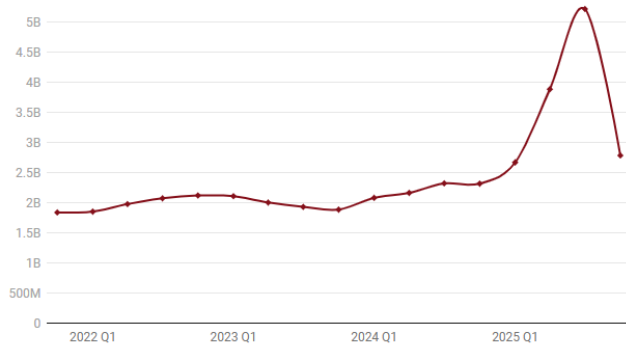




Arizona Exports to Mexico

Arizona exported \$2,786,826,911 to Mexico in 2025 Q4



Source: U.S. Census Bureau via USA Trade Online • Get the data • Created with Datawrapper

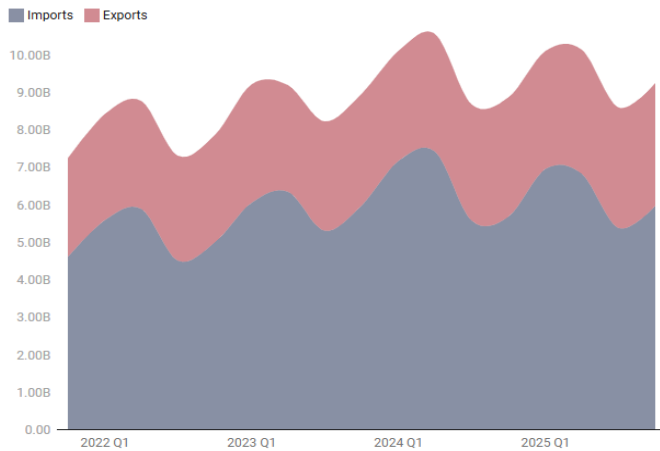


**AZ EXPORTS
TO MEXICO**
\$2.8 billion in 2025 Q4
 up **20.1%** from 2024 Q4

Arizona commodity exports to Mexico have fallen below recent heights in the fourth quarter.

Total U.S. Trade Through Arizona BPOE

\$9,263,729,388 Imports + Exports in 2025 Q4



Source: U.S. Census Bureau via USA Trade Online • Get the data • Created with Datawrapper

**U.S. TRADE
TO/FROM MEXICO
VIA AZ BPOE**
\$9.3 billion in 2025 Q4
 up **4.3%** from 2024 Q4

Total trade flows (exports + imports) through Arizona border ports are well above pre-pandemic levels.

Fresh Produce Imports via Arizona BPOE

\$701,104,808 in fresh produce imports in 2025 Q3



Source: U.S. Census Bureau via USA Trade Online • Get the data • Created with Datawrapper

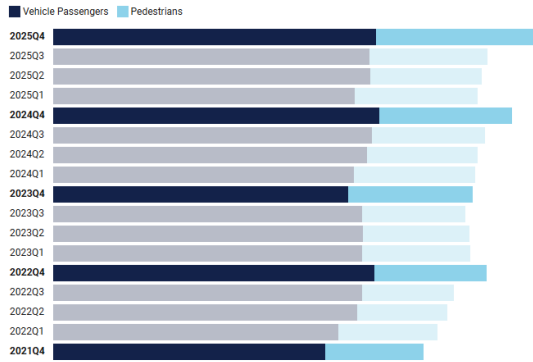
U.S. imports of fresh produce through Arizona ports exhibit strong seasonality, with highs in the first and second quarters.

**FRESH PRODUCE
VIA AZ BPOE**
\$701.1 million in 2025 Q4
 down **11.6%** from 2024 Q4



Persons Crossing Arizona Border (Northbound)

6,718,044 total people crossings in 2025 Q4



Source: Bureau of Transportation Statistics • Get the data • Created with Datawrapper

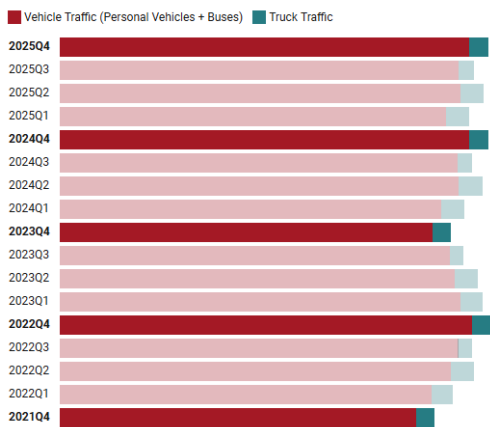
6.7 million
PERSONS CROSSING AZ
BORDER NORTHBOUND

in 2025 Q4
up **5.1%** from 2024 Q4

The number of persons crossing the Arizona-Mexico border through Arizona BPOE increased on a year-over-year basis in the fourth quarter of 2025.

Vehicles Crossing Arizona Border (Northbound)

2,563,293 total vehicle crossings in 2025 Q4



Source: Bureau of Transportation Statistics • Get the data • Created with Datawrapper

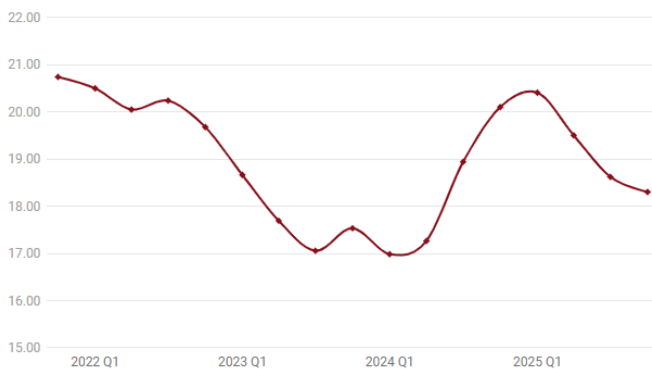
2.6 million
VEHICLES CROSSING AZ
BORDER NORTHBOUND

in 2025 Q4
down **0.1%** from 2024 Q4

Personal vehicle and bus border crossings recovered gradually from the pandemic shock. Commercial truck traffic rebounded very rapidly.

Peso/\$US Exchange Rate

Average 18.30 pesos/\$US in 2025 Q4



Source: FRED Economic Data | St. Louis Fed • Get the data • Created with Datawrapper

18.30 PESOS/\$US
EXCHANGE RATE

average in 2025 Q4
which translates into a
9.8% increase in the peso's value from
2024 Q4

The peso gained modestly against the U.S. dollar in the fourth quarter of 2025.