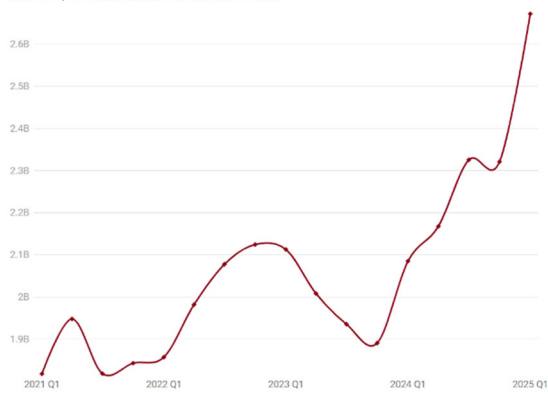


Arizona Exports to Mexico

Arizona exported \$2,671,911,573 to Mexico in 2025 Q1



Source: U.S. Census Bureau via USA Trade Online - Get the data - Created with Datawrapper

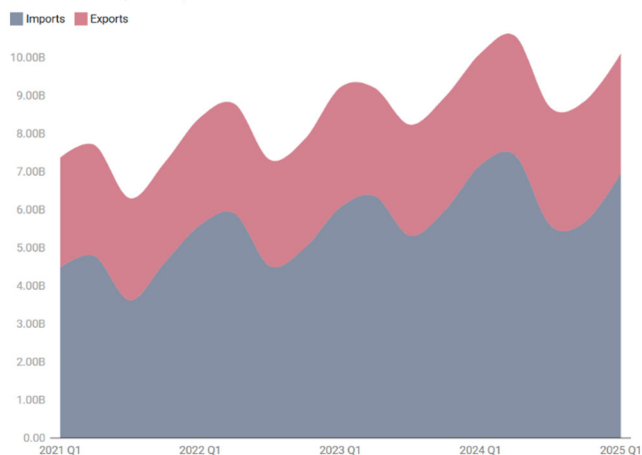
AZ EXPORTS TO MEXICO

\$2.7 billion in 2025 Q1
up **28.1%** from 2024 Q1

Arizona commodity exports to Mexico surged in the first quarter of 2025.

Total U.S. Trade Through Arizona BPOE

\$10,115,367,107 Imports + Exports in 2025 Q1



Source: U.S. Census Bureau via USA Trade Online - Get the data - Created with Datawrapper

U.S. TRADE TO/FROM MEXICO VIA AZ BPOE

\$10.1 billion in 2025 Q1
unchanged from 2024 Q1

Total trade flows (exports + imports) through Arizona border ports are well above pre-pandemic levels.

Fresh Produce Imports via Arizona BPOE

\$1,314,931,226 in fresh produce imports in 2025 Q1



Source: U.S. Census Bureau via USA Trade Online - Get the data - Created with Datawrapper

FRESH PRODUCE VIA AZ BPOE

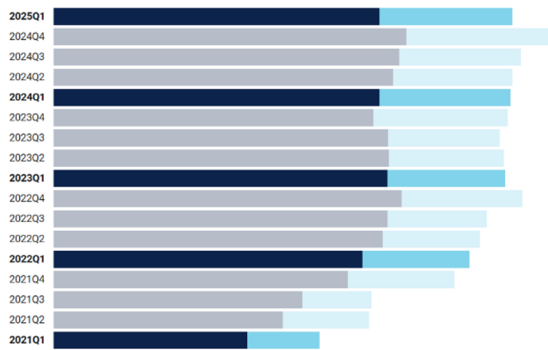
\$1.3 billion in 2025 Q1
down **23.2%** from 2024 Q1

U.S. imports of fresh produce through Arizona ports exhibit strong seasonality, with highs in the first and second quarters.

Persons Crossing Arizona Border (Northbound)

5,907,537 total people crossings in 2025 Q1

■ Vehicle Passengers ■ Pedestrians



Source: Bureau of Transportation Statistics • Get the data • Created with Datawrapper

Persons crossing the Arizona-Mexico border through Arizona BPOE reached a significant low in April 2020, due to travel restrictions related to the pandemic. Travel has recovered to pre-pandemic levels.

5.9 million

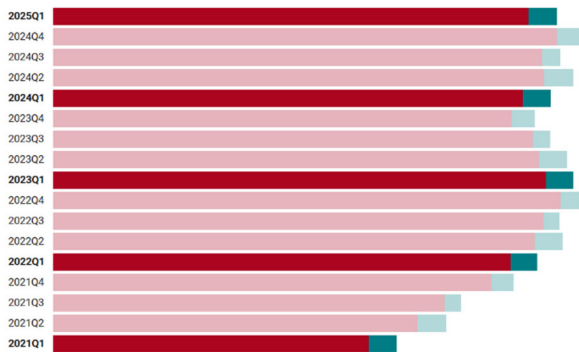
PERSONS CROSSING AZ BORDER NORTHBOUND

in 2025 Q1
up **0.5%** from 2024 Q1

Vehicles Crossing Arizona Border (Northbound)

2,449,851 total vehicle crossings in 2025 Q1

■ Vehicle Traffic (Personal Vehicles + Buses) ■ Truck Traffic



Source: Bureau of Transportation Statistics • Get the data • Created with Datawrapper

Personal vehicle and bus border crossings recovered gradually from the pandemic shock. Commercial truck traffic rebounded very rapidly.

2.4 million

VEHICLES CROSSING AZ BORDER NORTHBOUND

in 2025 Q1
up **9.6%** from 2024 Q1

Peso/\$US Exchange Rate

Average 20.41 pesos/\$US in 2025 Q1



Source: FRED Economic Data | St. Louis Fed • Get the data • Created with Datawrapper

The peso moderated against the U.S. dollar in the first quarter of 2025.

20.41 PESOS/\$US

EXCHANGE RATE

average in 2025 Q1
which translates into a
16.8% decrease in the peso's value from
2024 Q1