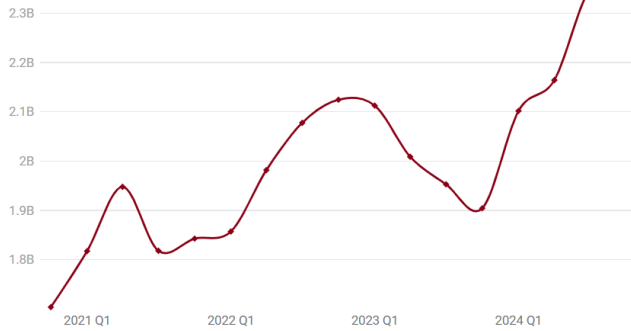




Arizona Exports to Mexico

Arizona exported \$2,335,946,196 to Mexico in 2024 Q4



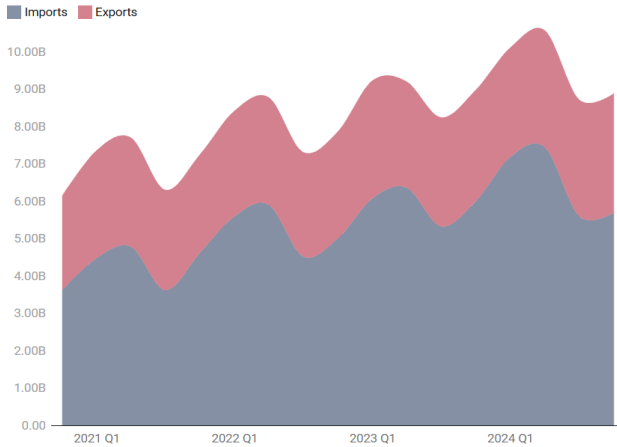
Source: U.S. Census Bureau via USA Trade Online • Get the data • Created with Datawrapper

**AZ EXPORTS
TO MEXICO**
\$2.3 billion in 2024 Q4
 up **22.7%** from 2023 Q4

Arizona commodity exports to Mexico rose throughout 2024, surpassing pre-pandemic levels.

Total U.S. Trade Through Arizona BPOE

\$8,893,202,229 Imports + Exports in 2024 Q4



Source: U.S. Census Bureau via USA Trade Online • Get the data • Created with Datawrapper

**U.S. TRADE
TO/FROM MEXICO
VIA AZ BPOE**
\$8.9 billion in 2024 Q4
 down **1.0%** from 2023 Q4

Total trade flows (exports + imports) through Arizona border ports are well above pre-pandemic levels.

Fresh Produce Imports via Arizona BPOE

\$793,516,852 in fresh produce imports in 2024 Q4



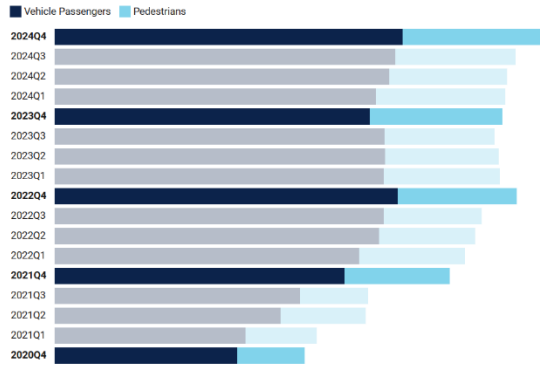
Source: U.S. Census Bureau via USA Trade Online • Get the data • Created with Datawrapper

**FRESH PRODUCE
VIA AZ BPOE**
\$793.5 million in 2024 Q4
 up **8.5%** from 2023 Q4

U.S. imports of fresh produce through Arizona ports exhibit strong seasonality, with highs in the first and second quarters.

Persons Crossing Arizona Border (Northbound)

6,390,726 total people crossings in 2024 Q4



Source: Bureau of Transportation Statistics • Get the data • Created with Datawrapper

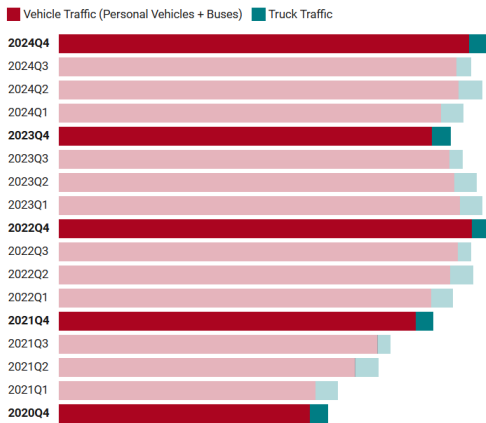
6.4 million
PERSONS CROSSING AZ
BORDER NORTHBOUND

in 2024 Q4
up **9.4%** from 2023 Q4

Persons crossing the Arizona-Mexico border through Arizona BPOE reached a significant low in April 2020, due to travel restrictions related to the pandemic. Travel has recovered to pre-pandemic levels.

Vehicles Crossing Arizona Border (Northbound)

2,565,686 total vehicle crossings in 2024 Q4



Source: Bureau of Transportation Statistics • Get the data • Created with Datawrapper

2.6 million
VEHICLES CROSSING AZ
BORDER NORTHBOUND

in 2024 Q4
up **9.6%** from 2023 Q4

Personal vehicle and bus border crossings recovered gradually from the pandemic shock. Commercial truck traffic rebounded very rapidly.

Peso/\$US Exchange Rate

Average 20.11 pesos/\$US in 2024 Q4



Source: FRED Economic Data | St. Louis Fed • Get the data • Created with Datawrapper

20.11 PESOS/\$US
EXCHANGE RATE

average in 2024 Q4
which translates into a
-12.8% decrease in the peso's value from
2023 Q4

The peso weakened against the U.S. dollar throughout most of 2024.