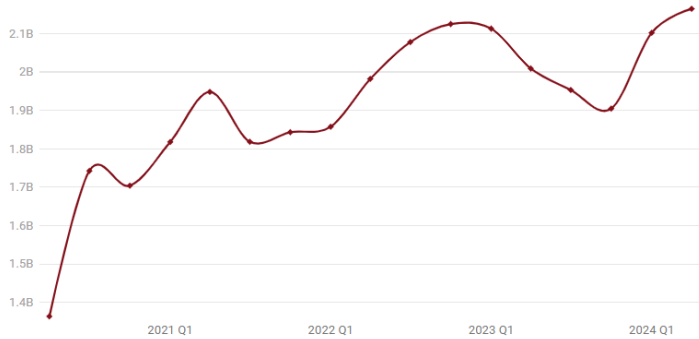


Arizona Exports to Mexico

Arizona exported \$2,164,309,883 to Mexico in 2024 Q2



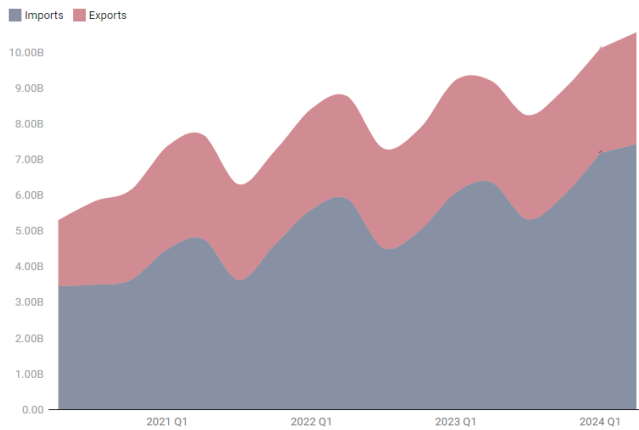
Source: U.S. Census Bureau via USA Trade Online • Get the data • Created with Datarwrapper

**AZ EXPORTS
TO MEXICO**
\$2.2 billion in 2024 Q2
up **7.7%** from 2023 Q2

Arizona commodity exports to Mexico increased in the second quarter, surpassing pre-pandemic levels.

Total U.S. Trade Through Arizona BPOE

\$10,571,181,301 Imports + Exports in 2024 Q2



Source: U.S. Census Bureau via USA Trade Online • Get the data • Created with Datarwrapper

**U.S. TRADE
TO/FROM MEXICO
VIA AZ BPOE**
\$10.6 billion in 2024 Q2
up **14.8%** from 2023 Q2

Total trade flows (exports + imports) through Arizona border ports are well above pre-pandemic levels.

Fresh Produce Imports via Arizona BPOE

\$1,604,922,007 in fresh produce imports in 2024 Q2



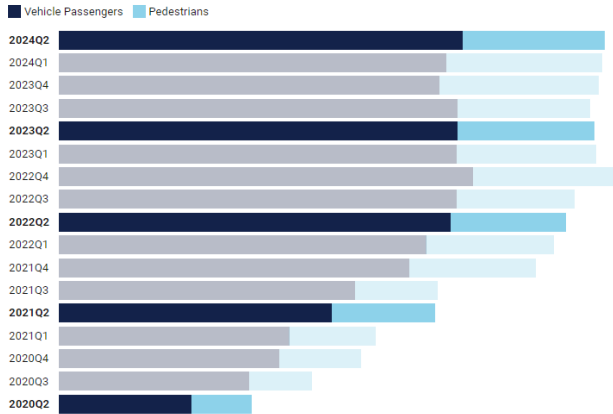
Source: U.S. Census Bureau via USA Trade Online • Get the data • Created with Datarwrapper

**FRESH PRODUCE
VIA AZ BPOE**
\$1.6 billion in 2024 Q2
down **11.3%** from 2023 Q2

U.S. imports of fresh produce through Arizona ports exhibit strong seasonality, with highs in the first and second quarters.

Persons Crossing Arizona Border (Northbound)

5,903,923 total people crossings in 2024 Q2



Source: Bureau of Transportation Statistics - Get the data - Created with Datawrapper

Persons crossing the Arizona-Mexico border through Arizona BPOE reached a significant low in April 2020, due to travel restrictions related to the pandemic. Travel has recovered to pre-pandemic levels.

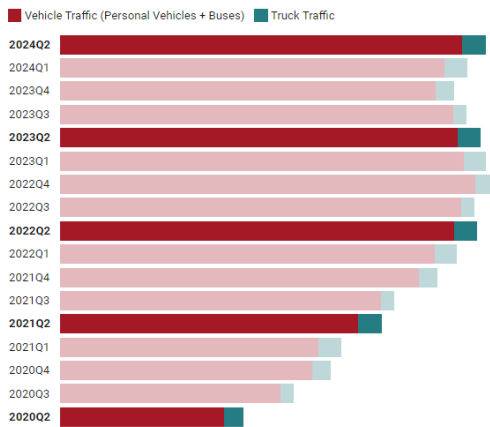
5.9 million

PERSONS CROSSING AZ BORDER NORTHBOUND

in 2024 Q2
up **1.9%** from 2023 Q2

Vehicles Crossing Arizona Border (Northbound)

2,528,467 total vehicle crossings in 2024 Q2



Source: Bureau of Transportation Statistics - Get the data - Created with Datawrapper

Personal vehicle and bus border crossings recovered gradually from the pandemic shock. Commercial truck traffic rebounded very rapidly.

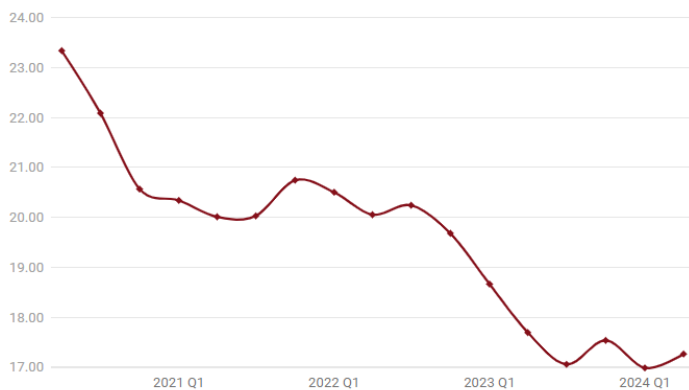
2.5 million

VEHICLES CROSSING AZ BORDER NORTHBOUND

in 2024 Q2
up **1.3%** from 2023 Q2

Peso/\$US Exchange Rate

Average 17.27 pesos/\$US in 2024 Q2



Source: FRED Economic Data | St. Louis Fed - Get the data - Created with Datawrapper

The peso weakened slightly against the U.S. dollar in 2024 Q2.

17.27 PESOS/\$US

EXCHANGE RATE

average in 2024 Q2
which translates into a
2.5% increase in the peso's value from
2023 Q2