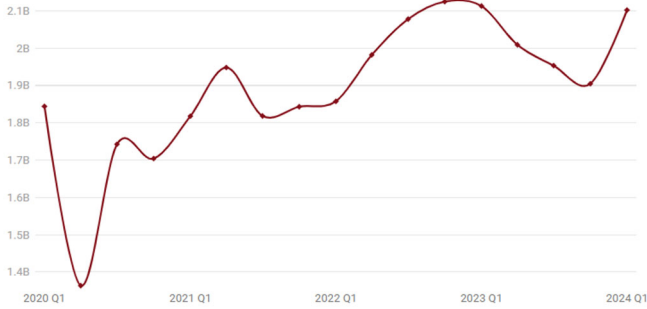


**Arizona Exports to Mexico**

Arizona exported \$2,101,894,502 to Mexico in 2024 Q1



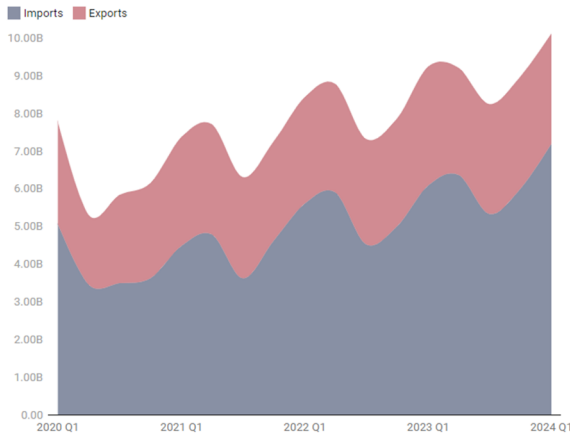
Source: U.S. Census Bureau via USA Trade Online • Get the data • Created with Datawrapper

**AZ EXPORTS  
TO MEXICO**  
**\$2.1 billion** in 2024 Q1  
down **0.5%** from 2023 Q1

Arizona commodity exports to Mexico increased in the first quarter but slightly declined over the year.

**Total U.S. Trade Through Arizona BPOE**

\$10,120,033,290 Imports + Exports in 2024 Q1



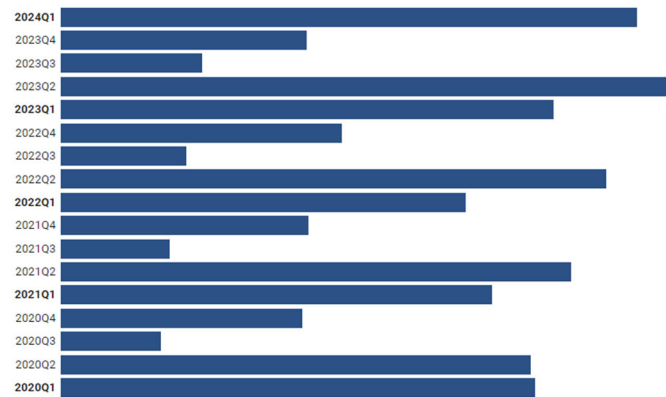
Source: U.S. Census Bureau via USA Trade Online • Get the data • Created with Datawrapper

**U.S. TRADE  
TO/FROM MEXICO  
VIA AZ BPOE**  
**\$10.1 billion** in 2024 Q1  
up **9.6%** from 2023 Q1

Total trade flows (exports + imports) through Arizona border ports are well above pre-pandemic levels.

**Fresh Produce Imports via Arizona BPOE**

\$1,712,103,406 in fresh produce imports in 2024 Q1



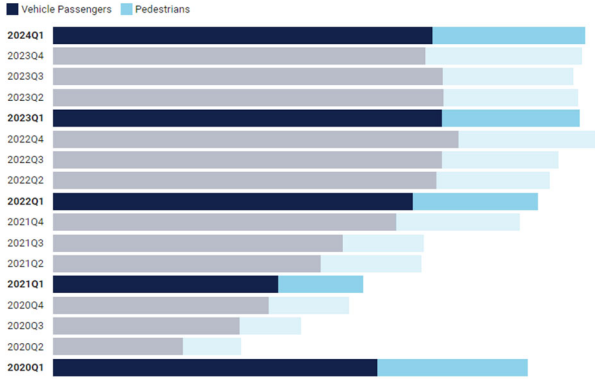
Source: U.S. Census Bureau via USA Trade Online • Get the data • Created with Datawrapper

**FRESH PRODUCE  
VIA AZ BPOE**  
**\$1.7 billion** in 2024 Q1  
up **17.0%** from 2023 Q1

U.S. imports of fresh produce through Arizona ports exhibit strong seasonality, with highs in the first and second quarters.

**Persons Crossing Arizona Border (Northbound)**

5,879,124 total people crossings in 2024 Q1



Source: Bureau of Transportation Statistics - Get the data - Created with Datawrapper

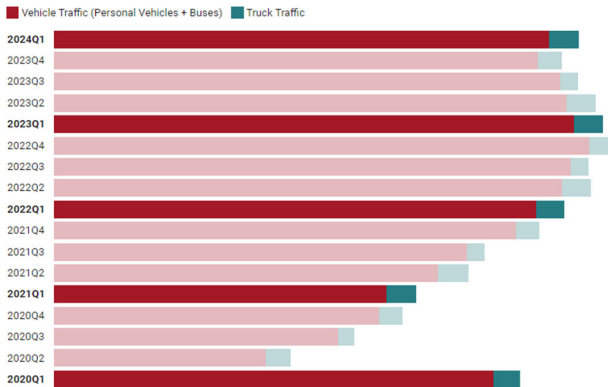
**5.9 million**  
**PERSONS CROSSING AZ**  
**BORDER NORTHBOUND**

in 2024 Q1  
up **1.2%** from 2023 Q1

Persons crossing the Arizona-Mexico border through Arizona BPOE reached a significant low in April 2020, due to travel restrictions related to the pandemic. Travel has recovered to pre-pandemic levels.

**Vehicles Crossing Arizona Border (Northbound)**

2,418,143 total vehicle crossings in 2024 Q1



Source: Bureau of Transportation Statistics - Get the data - Created with Datawrapper

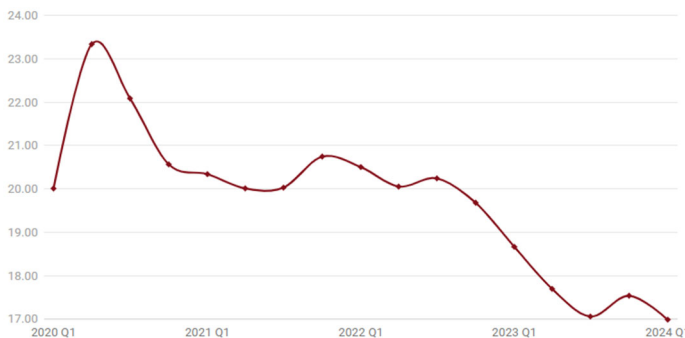
**2.4 million**  
**VEHICLES CROSSING AZ**  
**BORDER NORTHBOUND**

in 2024 Q1  
down **4.4%** from 2023 Q1

Personal vehicle and bus border crossings recovered gradually from the pandemic shock. Commercial truck traffic rebounded very rapidly.

**Peso/\$US Exchange Rate**

Average 16.99 pesos/\$US in 2024 Q1



Source: FRED Economic Data | St. Louis Fed - Get the data - Created with Datawrapper

**16.99** PESOS/\$US  
**EXCHANGE RATE**

average in 2024 Q1  
which translates into a  
**9.9%** increase in the peso's value from  
2023 Q1

The peso strengthened significantly against the U.S. dollar in 2024 Q1.