

Arizona Exports to Mexico

Arizona exported \$1,972,577,933 to Mexico in 2023 Q3



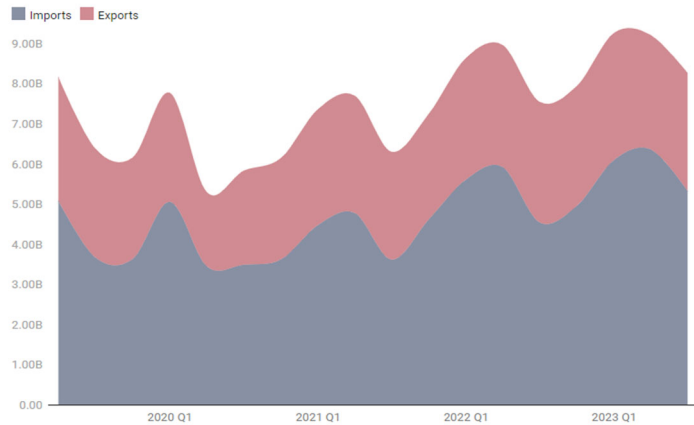
Source: U.S. Census Bureau via USA Trade Online - Get the data - Created with Datawrapper

Arizona commodity exports to Mexico decreased in the third quarter but managed to surpass 2019 levels.

**AZ EXPORTS
TO MEXICO**
\$2.0 billion in 2023 Q3
down **13.7%** from 2022 Q3

Total U.S. Trade Through Arizona BPOE

\$8,272,530,493 Imports + Exports in 2023 Q3



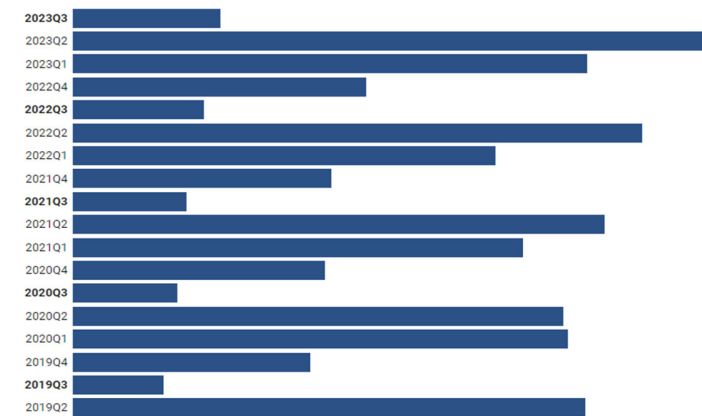
Source: U.S. Census Bureau via USA Trade Online - Get the data - Created with Datawrapper

**U.S. TRADE
TO/FROM MEXICO
VIA AZ BPOE**
\$8.3 billion in 2023 Q3
up **9.5%** from 2022 Q3

Total trade flows (exports + imports) through Arizona border ports are well above pre-pandemic levels.

Fresh Produce Imports via Arizona BPOE

\$420,797,868 in fresh produce imports in 2023 Q3



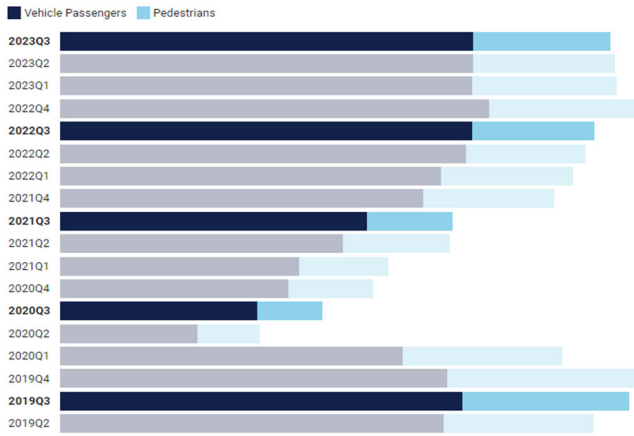
Source: U.S. Census Bureau via USA Trade Online - Get the data - Created with Datawrapper

U.S. imports of fresh produce through Arizona ports exhibit strong seasonality, with highs in the first and second quarters.

**FRESH PRODUCE
VIA AZ BPOE**
\$420.8 million in 2023 Q3
up **12.7%** from 2022 Q3

Persons Crossing Arizona Border (Northbound)

5,743,300 total people crossings in 2023 Q3

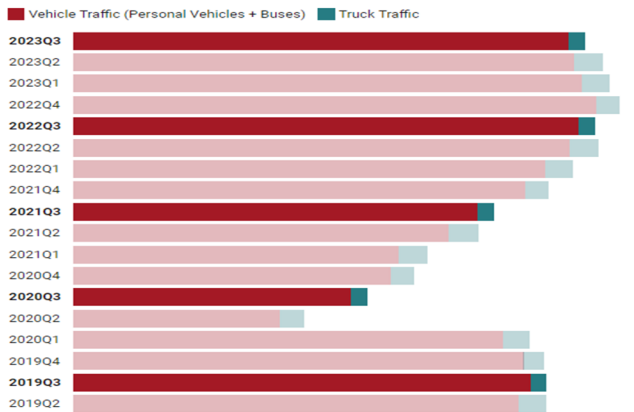


Source: Bureau of Transportation Statistics • Get the data • Created with Datawrapper

Persons crossing the Arizona-Mexico border through Arizona BPOE reached a significant low in April 2020, due to travel restrictions related to the pandemic. Travel has recovered to pre-pandemic levels.

Vehicles Crossing Arizona Border (Northbound)

2,414,723 total vehicle crossings in 2023 Q3



Source: Bureau of Transportation Statistics • Get the data • Created with Datawrapper

Personal vehicle and bus border crossings recovered gradually from the pandemic shock. Commercial truck traffic rebounded very rapidly.

Peso/\$US Exchange Rate

Average 17.06 pesos/\$US in 2023 Q3



Source: FRED Economic Data | St. Louis Fed • Get the data • Created with Datawrapper

The peso strengthened significantly against the U.S. dollar in 2023 Q3.

5.7 million
PERSONS CROSSING AZ
BORDER NORTHBOUND

in 2023 Q3
up **3.0%** from 2022 Q3

2.4 million
VEHICLES CROSSING AZ
BORDER NORTHBOUND

in 2023 Q3
down **1.9%** from 2022 Q3

17.06 PESOS/\$US
EXCHANGE RATE

average in 2023 Q3
which translates into an
18.7% increase in the peso's value from
2022 Q3