

**Arizona Exports to Mexico**

Arizona exported \$2,013,299,835 to Mexico in 2023 Q2



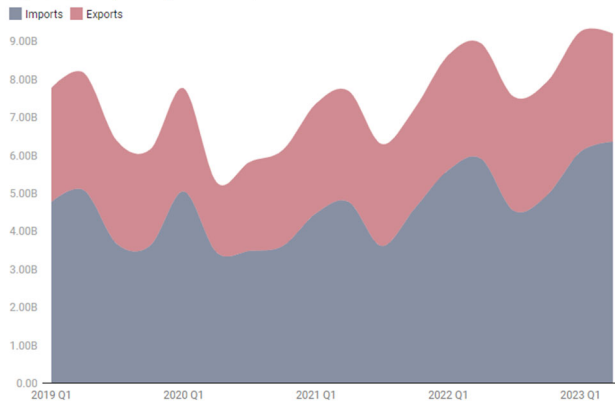
Source: U.S. Census Bureau via USA Trade Online - Get the data - Created with Datawrapper

**AZ EXPORTS  
TO MEXICO**  
**\$2.0 billion** in 2023 Q2  
down **6.1%** from 2022 Q2

Arizona commodity exports to Mexico decreased again in the second quarter to sink below 2019 levels.

**Total U.S. Trade Through Arizona BPOE**

\$9,215,654,693 Imports + Exports in 2023 Q2



Source: U.S. Census Bureau via USA Trade Online - Get the data - Created with Datawrapper

**U.S. TRADE  
TO/FROM MEXICO  
VIA AZ BPOE**  
**\$9.2 billion** in 2023 Q2  
up **2.8%** from 2022 Q2

Total trade flows (exports + imports) through Arizona border ports are well above pre-pandemic levels.

**Fresh Produce Imports via Arizona BPOE**

\$1,809,839,719 in fresh produce imports in 2023 Q2



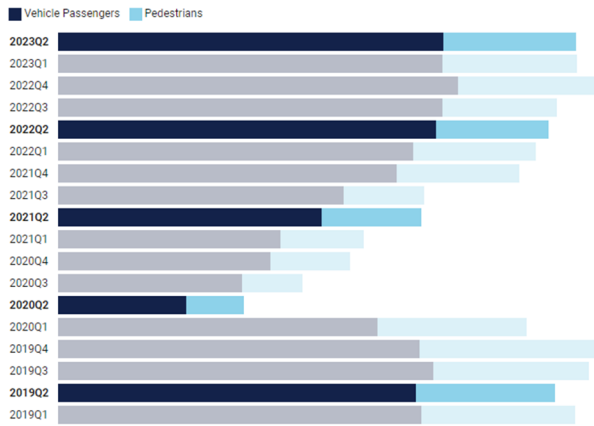
Source: U.S. Census Bureau via USA Trade Online - Get the data - Created with Datawrapper

**FRESH PRODUCE  
VIA AZ BPOE**  
**\$1.8 billion** in 2023 Q2  
up **11.8%** from 2022 Q2

U.S. imports of fresh produce through Arizona ports exhibit strong seasonality, with highs in the winter and spring.

### Persons Crossing Arizona Border (Northbound)

5,794,671 total people crossings in 2023 Q2



Source: Bureau of Transportation Statistics - Get the data - Created with Datawrapper

September 2023 | Data Update

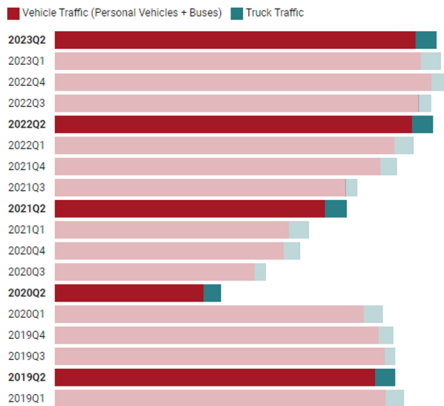
**5.8 million**  
**PERSONS CROSSING AZ**  
**BORDER NORTHBOUND**

in 2023 Q2  
up **5.6%** from 2022 Q2

Persons crossing the Arizona-Mexico border through Arizona BPOE reached a significant low in April 2020, due to travel restrictions related to the pandemic. Travel has recovered to pre-pandemic levels.

### Vehicles Crossing Arizona Border (Northbound)

2,496,932 total vehicle crossings in 2023 Q2



Source: Bureau of Transportation Statistics - Get the data - Created with Datawrapper

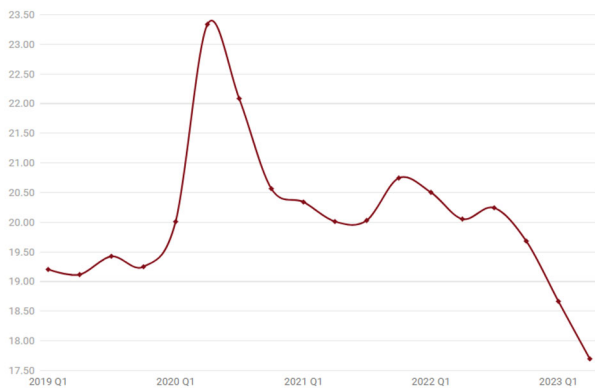
**2.5 million**  
**VEHICLES CROSSING AZ**  
**BORDER NORTHBOUND**

in 2023 Q2  
up **0.9%** from 2022 Q2

Personal vehicle and bus border crossings recovered gradually from the pandemic shock. Commercial truck traffic rebounded very rapidly.

### Peso/\$US Exchange Rate

Average 17.69 pesos/\$US in 2023 Q2



Source: FRED Economic Data | St. Louis Fed - Get the data - Created with Datawrapper

**17.69** PESOS/\$US  
**EXCHANGE RATE**

average in 2023 Q2  
which translates into a  
**13.3%** increase in the peso's value from  
2022 Q2

The Peso strengthened significantly against the U.S. dollar in Q2 2023.