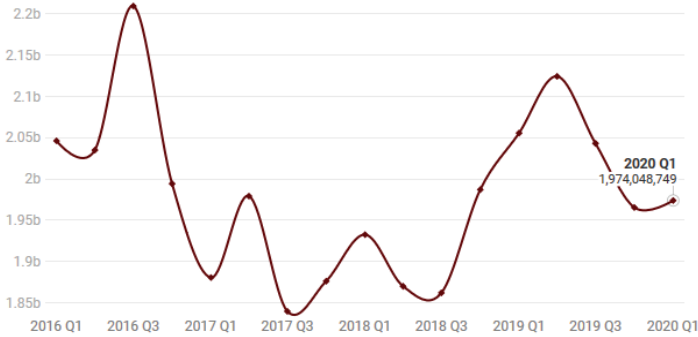




Arizona Exports to Mexico

Arizona exported \$1,974,048,749 to Mexico in 2020 Q1



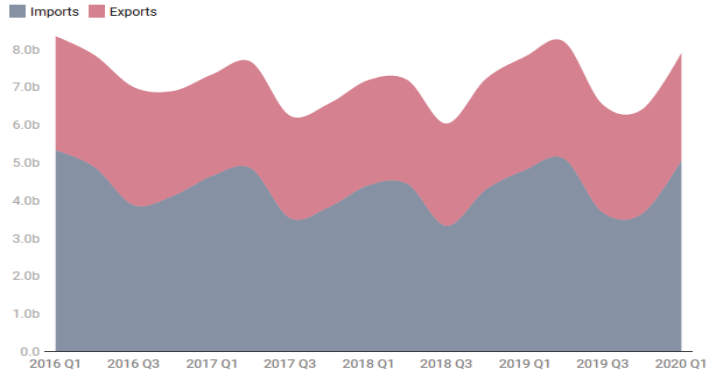
Source: U.S. Census Bureau via USA Trade Online - Get the data - Created with Datawrapper

Arizona exports to Mexico have two consecutive quarters of Y/Y declines, while still well below peak levels reached in 2015-2016.

**AZ EXPORTS
TO MEXICO**
\$2.0 billion in 2020 Q1,
 down **4.0%** from 2019 Q1

Total U.S. Trade through Arizona BPOE

\$7,921,138,995 Imports + Exports in 2020 Q1



Source: U.S. Census Bureau via USA Trade Online - Get the data - Created with Datawrapper

Commodities flowing via Arizona BPOE had the highest first quarter since 2016.

**Total U.S. trade
TO/FROM MEXICO
VIA AZ BPOE**
\$7.9 billion total goods
 crossing the border in 2020 Q1
 up **1.3%** from 2019 Q1

Fresh Produce Imports via Arizona BPOE

\$1,408,569,768 in fresh produce imports in 2020 Q1



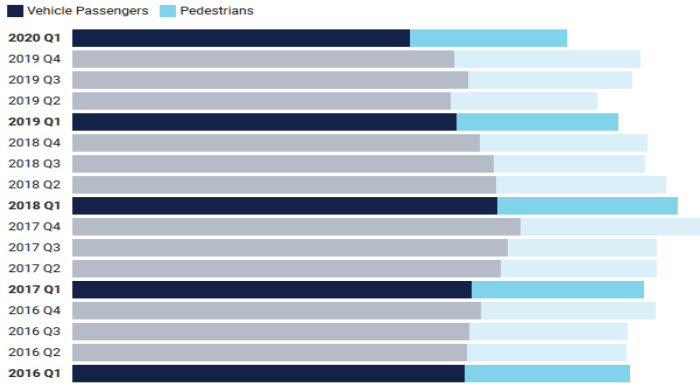
Source: U.S. Census Bureau via USA Trade Online - Get the data - Created with Datawrapper

U.S. fresh produce imports from Mexico via Arizona BPOE experience seasonal fluctuations that appear volatile. Annual fresh produce trade volume remains relatively consistent, and had the highest Q1 volume in 5 years.

**FRESH PRODUCE
VIA AZ BPOE**
\$1.4 billion total produce imports in
 2020 Q1
 up **16.2%** from 2019 Q1

Persons Crossing Arizona Border (Northbound)

5,242,693 total people crossings in 2020 Q1



Source: Bureau of Transportation Statistics - Get the data - Created with Datawrapper

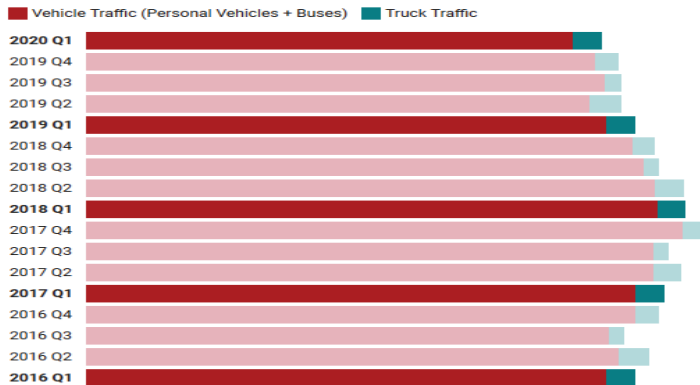
5.2 million
PERSONS **CROSSING AZ**
BORDER NORTHBOUND

in 2020 Q1
down **9.4%** from 2019 Q1

Persons crossing the Arizona-Mexico border decreased significantly in March 2020, due to travel restrictions related to the COVID-19 pandemic. This comes in addition to a steady reversal of the long upward trend since 2012, likely due to increasingly longer wait times at the U.S.-Mexico border, the declining value of the peso, and online shopping increases.

Vehicles Crossing Arizona Border (Northbound)

2,149,928 total vehicle crossings in 2020 Q1



Source: Bureau of Transportation Statistics - Get the data - Created with Datawrapper

2.1 million
VEHICLES **CROSSING AZ**
BORDER NORTHBOUND

in 2020 Q1
down **5.9%** from 2019 Q1

Vehicle border crossings are down since the last half of 2017, ending a steady increase since 2012. However, commercial truck traffic remains consistent in year-over-year analysis.

Peso/\$US Exchange Rate

Average 20.01 pesos/\$US in 2020 Q1



Source: FRED Economic Data | St. Louis Fed - Get the data - Created with Datawrapper

20.01 pesos/\$US
EXCHANGE RATE

average in 2020 Q1
which translates into a
3.4% decrease in the peso's value
from 2019 Q1

A significant decrease in the peso's value in March 2020 led to a quarterly decrease after several quarters of increased value.