



Arizona Exports to Mexico

Arizona exported \$2,296,726,798 to Mexico in 2022 Q3



Source: U.S. Census Bureau via USA Trade Online • Created with Datawrapper

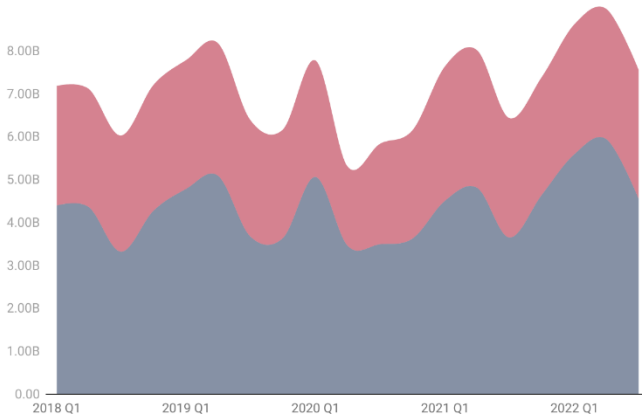
**AZ EXPORTS
TO MEXICO**
\$2.3 billion in 2022 Q3
 up **19.8%** from 2022 Q3

Arizona commodity exports to Mexico have increased for four consecutive quarters and are well above their pre-pandemic level.

Total U.S. Trade through Arizona BPOE

\$7,557,924,524 Imports + Exports in 2022 Q3

Imports Exports



Source: U.S. Census Bureau via USA Trade Online • Created with Datawrapper

**U.S. TRADE
TO/FROM MEXICO
VIA AZ BPOE**
\$7.6 billion in 2022 Q3
 up **17.5%** from 2021 Q3

Total trade flows (exports + imports) through Arizona border ports are well above pre-pandemic levels.

Fresh Produce Imports via Arizona BPOE

\$373,581,915 in fresh produce imports in 2022 Q3



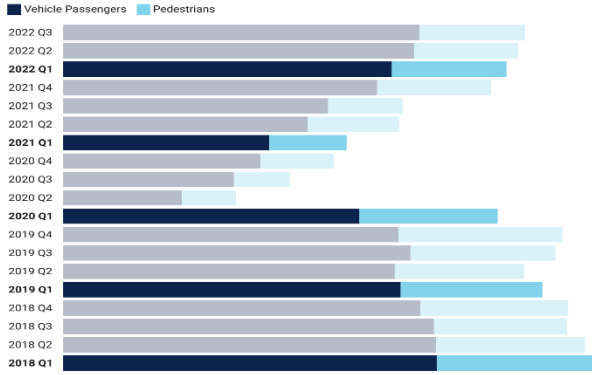
Source: U.S. Census Bureau via USA Trade Online • Created with Datawrapper

**FRESH PRODUCE
VIA AZ BPOE**
\$373 million in 2022 Q3
 up **15.0%** from 2021 Q3

U.S. imports of fresh produce through Arizona ports exhibit strong seasonality, with highs in the winter and spring.

Persons Crossing Arizona Border (Northbound)

5,576,958 total people crossings in 2022 Q3



Source: Bureau of Transportation Statistics - Created with Datawrapper

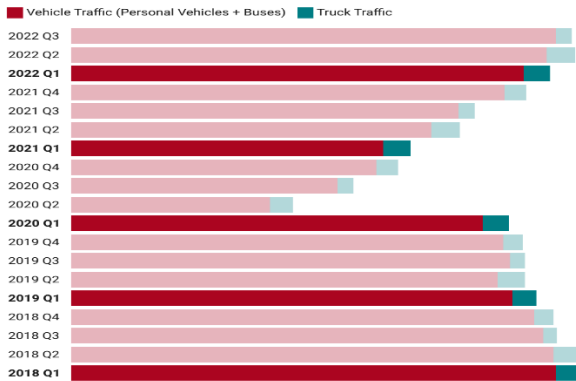
5.6 million
PERSONS CROSSING AZ
BORDER NORTHBOUND

in 2022 Q3
up **36.2%** from 2021 Q3

Persons crossing the Arizona-Mexico border through Arizona BPOE reached a significant low in April 2020, due to travel restrictions related to the pandemic. While travel has increased significantly, it is still not back to pre-pandemic levels.

Vehicles Crossing Arizona Border (Northbound)

2,462,510 total vehicle crossings in 2022 Q3



Source: Bureau of Transportation Statistics - Created with Datawrapper

2.5 million
VEHICLES CROSSING AZ
BORDER NORTHBOUND

in 2022 Q3
up **24.2%** from 2021 Q3

Personal vehicle and bus border crossings recovered gradually from the pandemic shock. Commercial truck traffic rebounded very rapidly.

Peso/\$US Exchange Rate

Average 20.24 pesos/\$US in 2022 Q3



Source: FRED Economic Data | St. Louis Fed - Created with Datawrapper

20.24 PESOS/\$US
EXCHANGE RATE

average in 2022 Q3
which translates into a
1.1% decrease in the peso's value from
2021 Q3

The peso has strengthened modestly against the U.S. dollar so far this year.