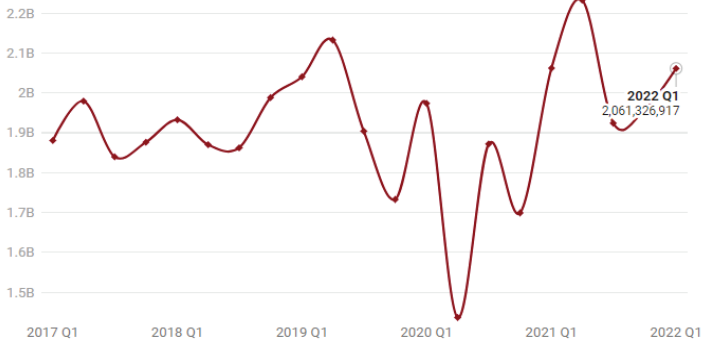




## Arizona Exports to Mexico

Arizona exported \$2,061,326,917 to Mexico in 2022 Q1



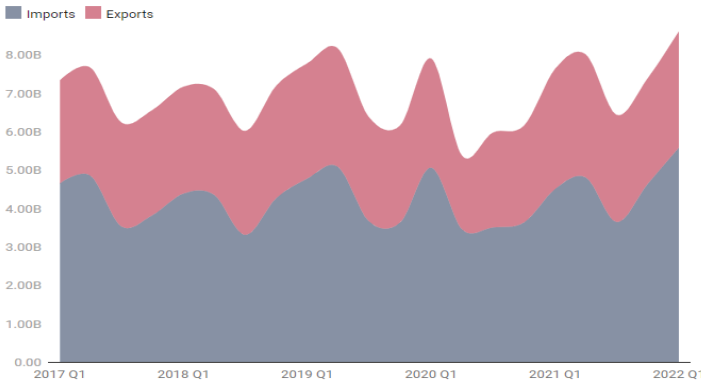
Source: U.S. Census Bureau via USA Trade Online • Get the data • Created with Datawrapper

Arizona exports to Mexico increased year-over-year in all 4 quarters of 2021, but marginally decreased in the 1st quarter of 2022.

**AZ EXPORTS  
TO MEXICO**  
**\$2.1 billion** in 2022 Q1,  
 down **0.04%** from 2021 Q1

## Total U.S. Trade through Arizona BPOE

\$8,621,269,078 Imports + Exports in 2022 Q1



Source: U.S. Census Bureau via USA Trade Online • Get the data • Created with Datawrapper

Commodities flowing via Arizona BPOE were more than the same quarter 2019, signaling recovery from the COVID-19 pandemic.

**Total U.S. trade  
TO/FROM MEXICO  
VIA AZ BPOE**  
**\$8.6 billion** total goods  
 crossing the border in 2022 Q1  
 up **12.7%** from 2021 Q1

## Fresh Produce Imports via Arizona BPOE

\$1,203,496,042 in fresh produce imports in 2022 Q1



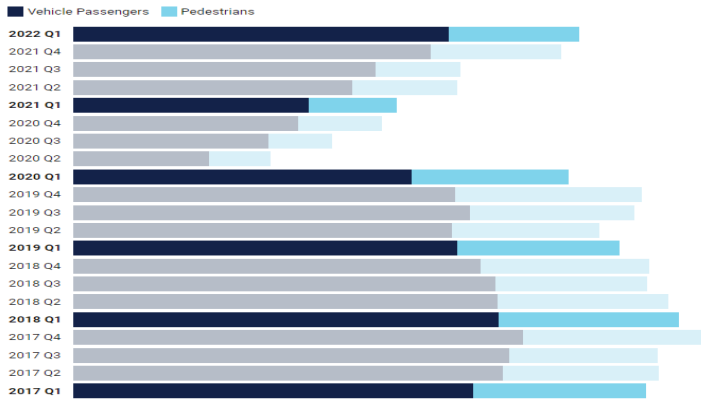
Source: U.S. Census Bureau via USA Trade Online • Get the data • Created with Datawrapper

U.S. fresh produce imports from Mexico via Arizona BPOE experience large seasonal fluctuations. These imports decreased year-over-year in the 1st quarter of both 2021 and 2022.

**FRESH PRODUCE  
VIA AZ BPOE**  
**\$1.2 billion** total produce imports in  
 2022 Q1  
 down **6.1%** from 2021 Q1

### Persons Crossing Arizona Border (Northbound)

5,350,980 total people crossings in 2022 Q1



Source: Bureau of Transportation Statistics - Get the data - Created with Datawrapper

Persons crossing the Arizona-Mexico border reached a significant low in April 2020, due to travel restrictions related to the COVID-19 pandemic. This is the 4th consecutive quarter with double-digit year-over-year increases.

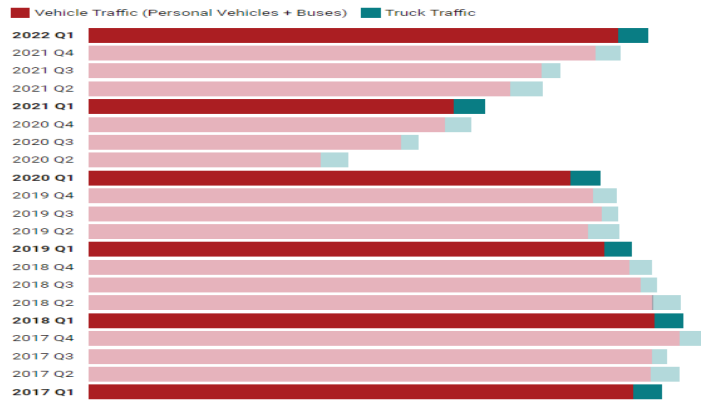
# 5.4 million

## PERSONS CROSSING AZ BORDER NORTHBOUND

in 2022 Q1  
up **56.2%** from 2021 Q1

### Vehicles Crossing Arizona Border (Northbound)

2,352,710 total vehicle crossings in 2022 Q1



Source: Bureau of Transportation Statistics - Get the data - Created with Datawrapper

Personal vehicle and bus border crossings continue to recover from the COVID-19 pandemic, with Q1 2022 vehicle crossings exceeding Q1 2019. Commercial truck traffic decreased year-over-year (-4.6%) for the second consecutive quarter.

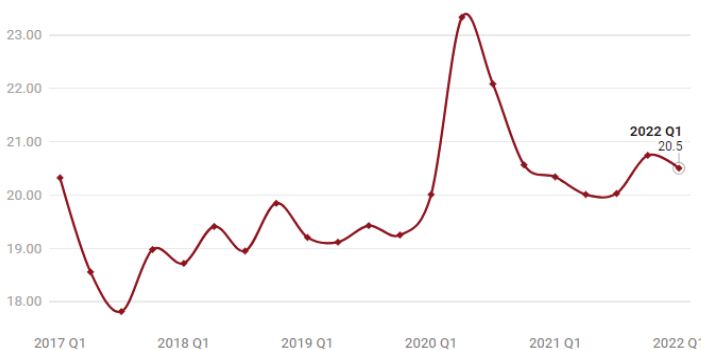
# 2.4 million

## VEHICLES CROSSING AZ BORDER NORTHBOUND

in 2022 Q1  
up **41.0%** from 2021 Q1

### Peso/\$US Exchange Rate

Average 20.50 pesos/\$US in 2022 Q1



Source: FRED Economic Data | St. Louis Fed - Get the data - Created with Datawrapper

The value of the peso continues to be well below its early 2020 value.

# 20.50 pesos/\$US

## EXCHANGE RATE

average in 2022 Q1  
which translates into a  
**0.8%** decrease in the peso's value  
from 2021 Q1