



## Arizona Exports to Mexico

Arizona exported \$2,240,756,633 to Mexico in 2022 Q4



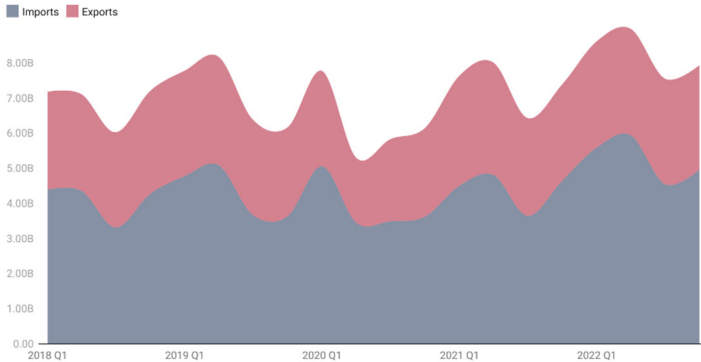
Source: U.S. Census Bureau via USA Trade Online - Created with Datawrapper

**AZ EXPORTS  
TO MEXICO**  
**\$2.2 billion** in 2022 Q4  
 up **14.7%** from 2021 Q4

Arizona commodity exports to Mexico decreased slightly in the fourth quarter but remain well above their pre-pandemic levels.

## Total U.S. Trade Through Arizona BPOE

\$7,941,714,281 Imports + Exports in 2022 Q4



Source: U.S. Census Bureau via USA Trade Online - Created with Datawrapper

**U.S. TRADE  
TO/FROM MEXICO  
VIA AZ BPOE**  
**\$7.9 billion** in 2022 Q4  
 up **7.4%** from 2021 Q4

Total trade flows (exports + imports) through Arizona border ports are well above pre-pandemic levels.

## Fresh Produce Imports via Arizona BPOE

\$833,819,916 in fresh produce imports in 2022 Q4



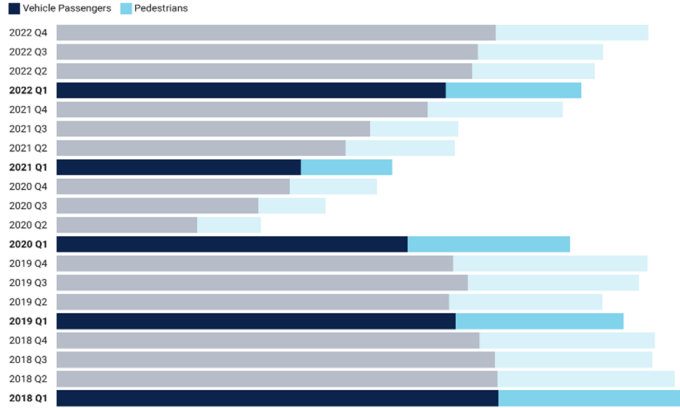
Source: U.S. Census Bureau via USA Trade Online - Created with Datawrapper

**FRESH PRODUCE  
VIA AZ BPOE**  
**\$833.8 million** in 2022 Q4  
 up **13.3%** from 2021 Q4

U.S. imports of fresh produce through Arizona ports exhibit strong seasonality, with highs in the winter and spring.

**Persons Crossing Arizona Border (Northbound)**

6,032,087 total people crossings in 2022 Q4



Source: Bureau of Transportation Statistics - Created with Datawrapper

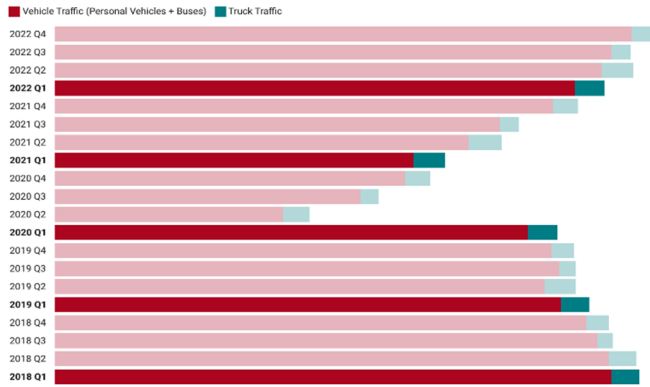
**6.0 million**  
**PERSONS CROSSING AZ**  
**BORDER NORTHBOUND**

in 2022 Q4  
up **16.9%** from 2021 Q4

Persons crossing the Arizona-Mexico border through Arizona BPOE reached a significant low in April 2020, due to travel restrictions related to the pandemic. Travel is still slowly increasing to pre-pandemic levels.

**Vehicles Crossing Arizona Border (Northbound)**

2,574,592 total vehicle crossings in 2022 Q4



Source: Bureau of Transportation Statistics - Created with Datawrapper

**2.6 million**  
**VEHICLES CROSSING AZ**  
**BORDER NORTHBOUND**

in 2022 Q4  
up **15.0%** from 2021 Q4

Personal vehicle and bus border crossings recovered gradually from the pandemic shock. Commercial truck traffic rebounded very rapidly.

**Peso/\$US Exchange Rate**

Average 19.68 pesos/\$US in 2022 Q4



Source: FRED Economic Data | St. Louis Fed - Created with Datawrapper

**19.68** PESOS/\$US  
**EXCHANGE RATE**

average in 2022 Q4  
which translates into a  
**5.4%** increase in the peso's value from  
2021 Q4

The peso strengthened modestly against the U.S. dollar in 2022.