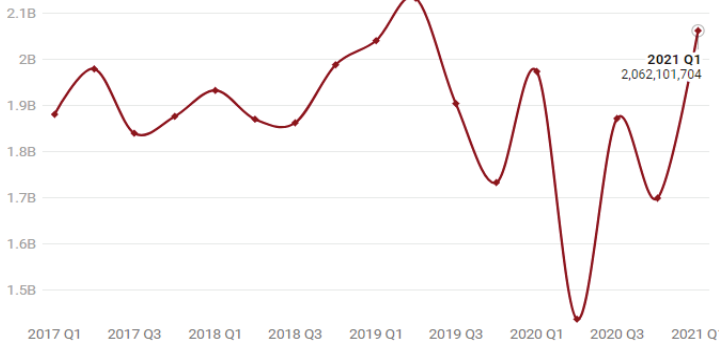




Arizona Exports to Mexico

Arizona exported \$2,062,101,704 to Mexico in 2021 Q1



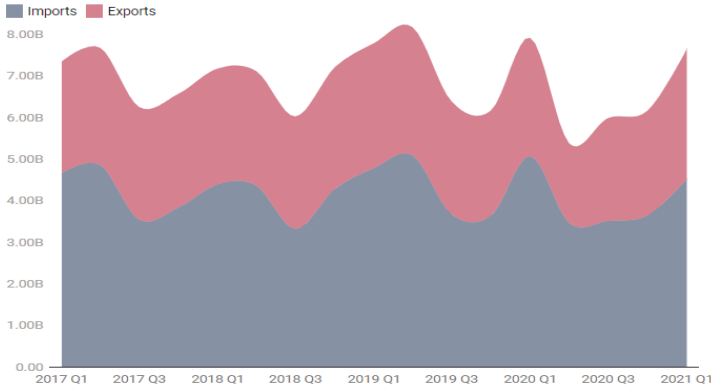
Source: U.S. Census Bureau via USA Trade Online • Get the data • Created with Datawrapper

Arizona exports to Mexico increased over the year for the first time since late 2019. Exports to Mexico reached their highest level since mid-2019 in the first quarter of 2021.

**AZ EXPORTS
TO MEXICO**
\$2.1 billion in 2021 Q1,
 up **4.5%** from 2020 Q1

Total U.S. Trade through Arizona BPOE

\$7,651,656,026 Imports + Exports in 2021 Q1



Source: U.S. Census Bureau via USA Trade Online • Get the data • Created with Datawrapper

Commodities flowing via Arizona BPOE have declined over the year for the past four quarters. Recovery from the COVID-19 pandemic continues, but trade flows remain below pre-pandemic levels.

**Total U.S. trade
TO/FROM MEXICO
VIA AZ BPOE**
\$7.7 billion total goods
 crossing the border in 2021 Q1
 down **3.3%** from 2020 Q1

Fresh Produce Imports via Arizona BPOE

\$1,281,878,502 in fresh produce imports in 2021 Q1



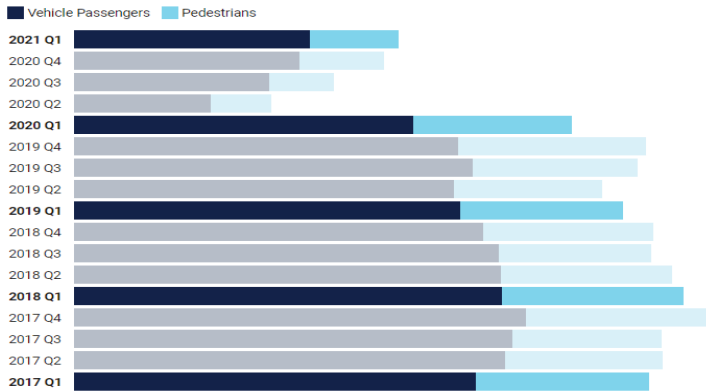
Source: U.S. Census Bureau via USA Trade Online • Get the data • Created with Datawrapper

U.S. fresh produce imports from Mexico via Arizona BPOE experience large seasonal fluctuations. This is the first over the year decline in the first quarter of the year since 2017.

**FRESH PRODUCE
VIA AZ BPOE**
\$1.3 billion total produce imports
 in 2021 Q1
 down **9.0%** from 2020 Q1

Persons Crossing Arizona Border (Northbound)

3,415,755 total people crossings in 2021 Q1



Source: Bureau of Transportation Statistics - Get the data - Created with Datawrapper

Persons crossing the Arizona-Mexico border reached a significant low in April 2020, due to travel restrictions related to the COVID-19 pandemic. Border crossings continue to trend up, but remain low.

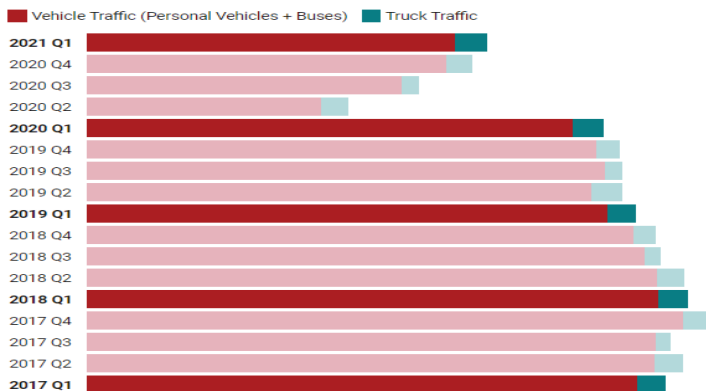
3.4 million

PERSONS CROSSING AZ BORDER NORTHBOUND

in 2021 Q1
down **34.8%** from 2020 Q1

Vehicles Crossing Arizona Border (Northbound)

1,668,401 total vehicle crossings in 2021 Q1



Source: Bureau of Transportation Statistics - Get the data - Created with Datawrapper

Personal vehicle and bus border crossings are down significantly due to travel restrictions related to the COVID-19 pandemic. However, commercial truck traffic remains resilient and was up 8.1% over the year.

1.7 million

VEHICLES CROSSING AZ BORDER NORTHBOUND

in 2021 Q1
down **22.4%** from 2020 Q1

Peso/\$US Exchange Rate

Average 20.34 pesos/\$US in 2021 Q1



Source: FRED Economic Data | St. Louis Fed - Get the data - Created with Datawrapper

After a roller coaster ride in 2020, the peso was down 5.6% from the first quarter of 2019.

20.34 pesos/\$US

EXCHANGE RATE

average in 2021 Q1
which translates into a
2.3% decrease in the peso's value
from 2020 Q1