



Arizona Exports to Mexico

Arizona exported \$1,711,566,670 to Mexico in 2020 Q4



Source: U.S. Census Bureau via USA Trade Online - Get the data - Created with Datawrapper

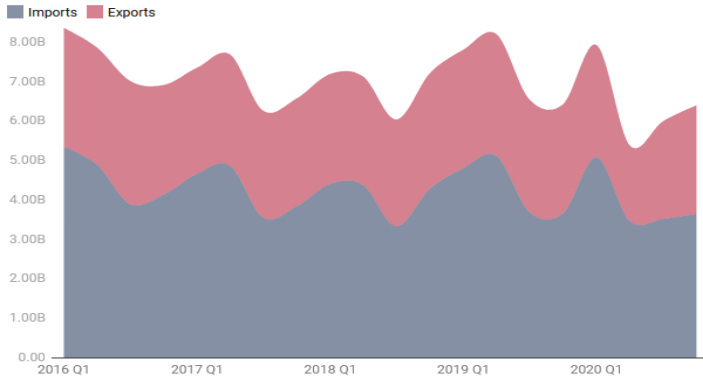
Arizona exports to Mexico have declined over the previous year for five consecutive quarters. The COVID-19 pandemic continued to disrupt Arizona's exports to Mexico in the fourth quarter of 2020.

AZ EXPORTS TO MEXICO

\$1.7 billion in 2020 Q4, down **12.9%** from 2019 Q4

Total U.S. Trade through Arizona BPOE

\$6,390,239,476 Imports + Exports in 2020 Q4



Source: U.S. Census Bureau via USA Trade Online - Get the data - Created with Datawrapper

Commodities flowing via Arizona BPOE are down marginally Y/Y as recovery from the COVID-19 pandemic continues.

Total U.S. trade TO/FROM MEXICO VIA AZ BPOE

\$6.4 billion total goods crossing the border in 2020 Q4 down **0.4%** from 2019 Q4

Fresh Produce Imports via Arizona BPOE

\$718,146,393 in fresh produce Imports in 2020 Q4



Source: U.S. Census Bureau via USA Trade Online - Get the data - Created with Datawrapper

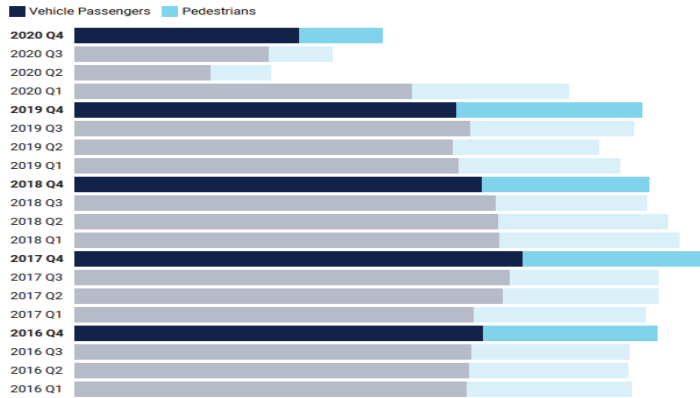
FRESH PRODUCE VIA AZ BPOE

\$718.1 million total produce imports in 2020 Q4 up **6.2%** from 2019 Q4

U.S. fresh produce imports from Mexico via Arizona BPOE experience seasonal fluctuations that appear volatile. Annual fresh produce trade volume remains relatively consistent and have seen recent increases despite the COVID-19 pandemic.

Persons Crossing Arizona Border (Northbound)

3,264,898 total people crossings in 2020 Q4



Source: Bureau of Transportation Statistics - Get the data - Created with Datawrapper

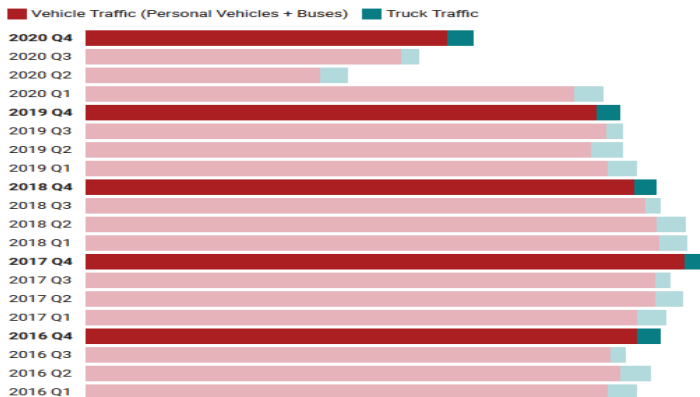
Persons crossing the Arizona-Mexico border reached a significant low in April 2020, due to travel restrictions related to the COVID-19 pandemic. Despite marginal improvements each month, 2020 Q4 people crossings were markedly lower than 2019 Q4.

3.3 million
PERSONS **CROSSING AZ**
BORDER NORTHBOUND

in 2020 Q4
down **45.8%** from 2019 Q4

Vehicles Crossing Arizona Border (Northbound)

1,607,124 total vehicle crossings in 2020 Q4



Source: Bureau of Transportation Statistics - Get the data - Created with Datawrapper

Personal vehicle and bus border crossings are down significantly due to travel restrictions related to the COVID-19 pandemic. However, commercial truck traffic remains resilient and is consistent in year-over-year analysis.

1.6 million
VEHICLES **CROSSING AZ**
BORDER NORTHBOUND

in 2020 Q4
down **27.6%** from 2019 Q4

Peso/\$US Exchange Rate

Average 20.57 pesos/\$US in 2020 Q4



Source: FRED Economic Data | St. Louis Fed - Get the data - Created with Datawrapper

The peso increased its value in again in fourth quarter 2020 after a sharp devaluation in the first half of 2020.

20.57 pesos/\$US
EXCHANGE RATE

average in 2020 Q4
which translates into a
6.3% decrease in the peso's value
from 2019 Q4