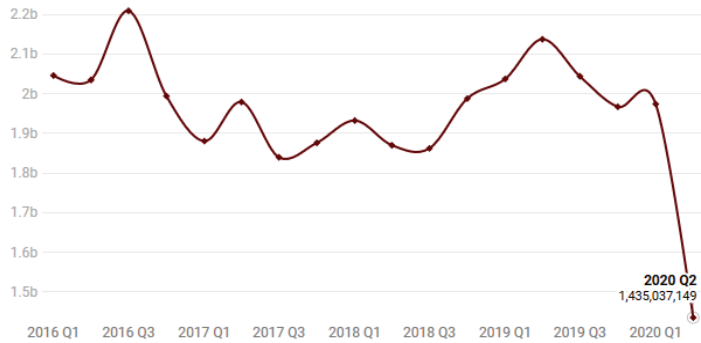




## Arizona Exports to Mexico

Arizona exported \$1,435,037,149 to Mexico in 2020 Q2



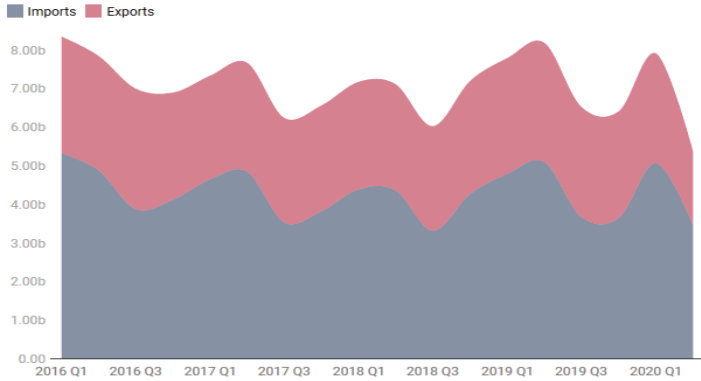
Source: U.S. Census Bureau via USA Trade Online • Get the data • Created with Datawrapper

Arizona exports to Mexico have declined over the previous year for three consecutive quarters. The COVID-19 pandemic significantly disrupted Arizona's exports to Mexico in the second quarter of 2020, with a double-digit drop.

**AZ EXPORTS TO MEXICO**  
**\$1.4 billion** in 2020 Q2,  
down **32.4%** from 2019 Q2

## Total U.S. Trade through Arizona BPOE

\$5,381,806,511 Imports + Exports in 2020 Q2



Source: U.S. Census Bureau via USA Trade Online • Get the data • Created with Datawrapper

Commodities flowing via Arizona BPOE had the largest quarterly Y/Y decline on record, largely attributed to the COVID-19 pandemic.

**Total U.S. trade TO/FROM MEXICO VIA AZ BPOE**  
**\$5.4 billion** total goods crossing the border in 2020 Q2  
down **34.4%** from 2019 Q2

## Fresh Produce Imports via Arizona BPOE

\$1,394,648,446 in fresh produce imports in 2020 Q2



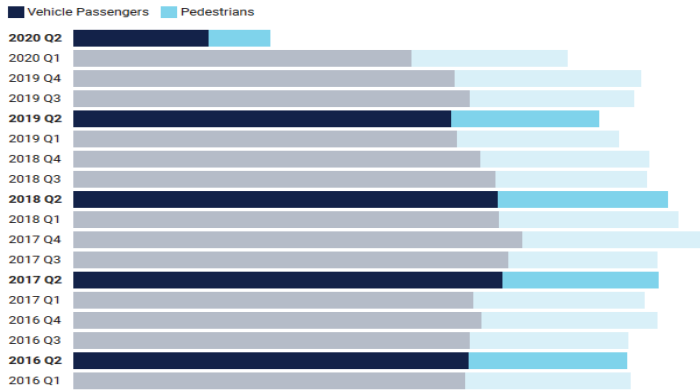
Source: U.S. Census Bureau via USA Trade Online • Get the data • Created with Datawrapper

U.S. fresh produce imports from Mexico via Arizona BPOE experience seasonal fluctuations that appear volatile. Annual fresh produce trade volume remains relatively consistent and mostly unaffected by the COVID-19 pandemic.

**FRESH PRODUCE VIA AZ BPOE**  
**\$1.4 billion** total produce imports in 2020 Q2  
down **4.6%** from 2019 Q2

**Persons Crossing Arizona Border (Northbound)**

2,082,321 total people crossings in 2020 Q2



Source: Bureau of Transportation Statistics - Get the data - Created with Datawrapper

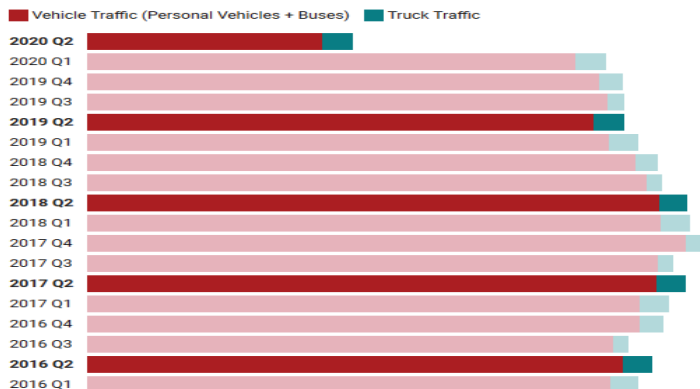
Persons crossing the Arizona-Mexico border reached a significant low in April 2020, due to travel restrictions related to the COVID-19 pandemic. With only marginal recovery in May and June, 2020 Q2 people crossings were less than half of 2019 Q2.

**2.1 million**  
PERSONS **CROSSING AZ**  
**BORDER** NORTHBOUND

in 2020 Q2  
down **62.6%** from 2019 Q2

**Vehicles Crossing Arizona Border (Northbound)**

1,089,408 total vehicle crossings in 2020 Q2



Source: Bureau of Transportation Statistics - Get the data - Created with Datawrapper

Personal vehicle and bus border crossings are down significantly due to travel restrictions related to the COVID-19 pandemic. However, commercial truck traffic remains resilient and is consistent in year-over-year analysis.

**1.1 million**  
VEHICLES **CROSSING AZ**  
**BORDER** NORTHBOUND

in 2020 Q2  
down **51.1%** from 2019 Q2

**Peso/\$US Exchange Rate**

Average 23.34 pesos/\$US in 2020 Q2



Source: FRED Economic Data | St. Louis Fed - Get the data - Created with Datawrapper

The peso's value declined sharply 2020 Q2 after several quarters of increased value.

**23.34** pesos/\$US  
**EXCHANGE RATE**

average in 2020 Q2  
which translates into a  
**18.0%** decrease in the peso's value  
from 2019 Q2